

Commerical InfoVis Systems



CS 7450 - Information Visualization
September 26, 2012
John Stasko

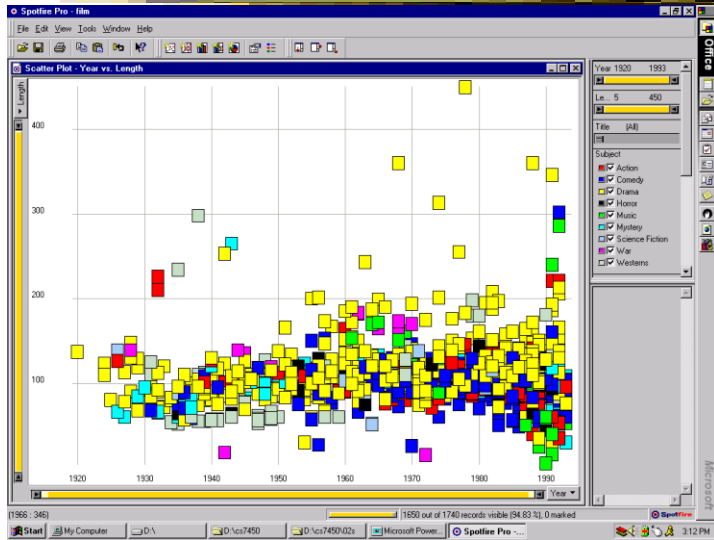
Last Time



- We examined many different infovis systems and toolkits
- Today, we continue with that but examine commercial systems in more depth

Spotfire

www.spotfire.com



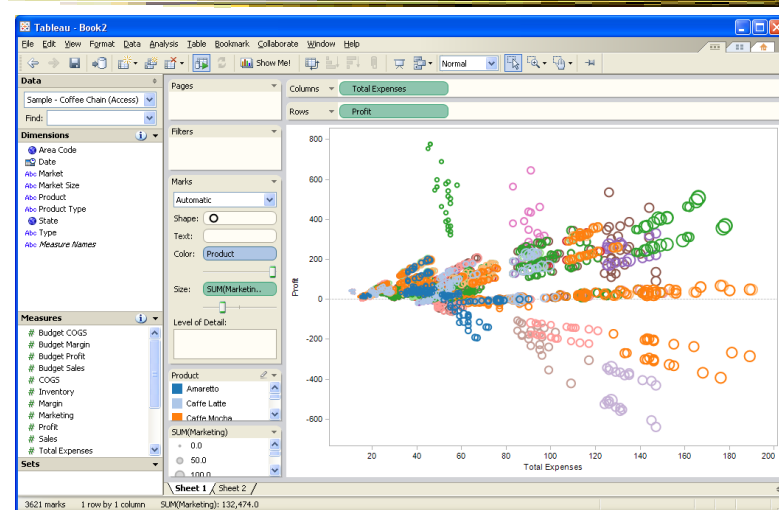
Fall 2012

CS 7450

5

Tableau

www.tableausoftware.com



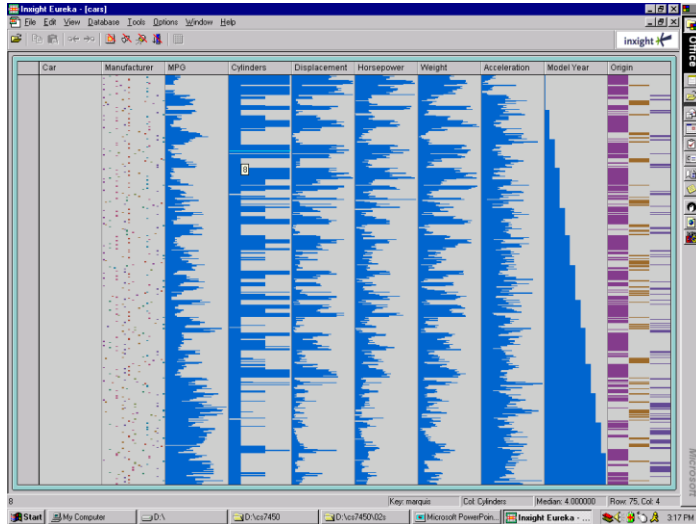
Fall 2012

CS 7450

6

Table Lens/Eureka

No longer exists



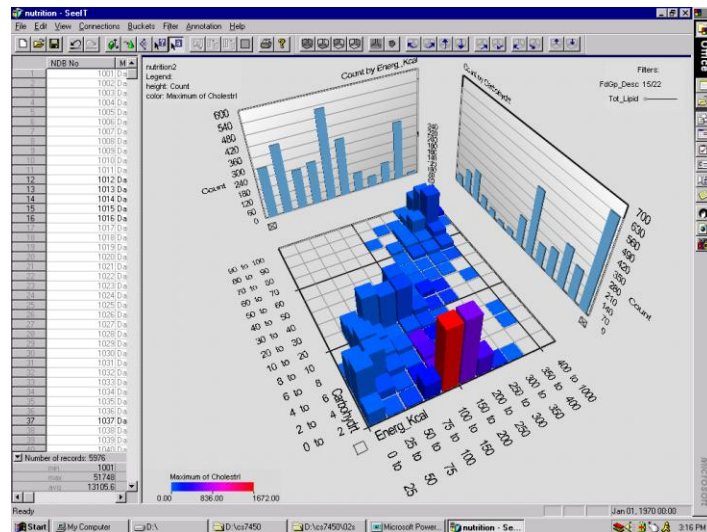
Fall 2012

CS 7450

7

Seelt

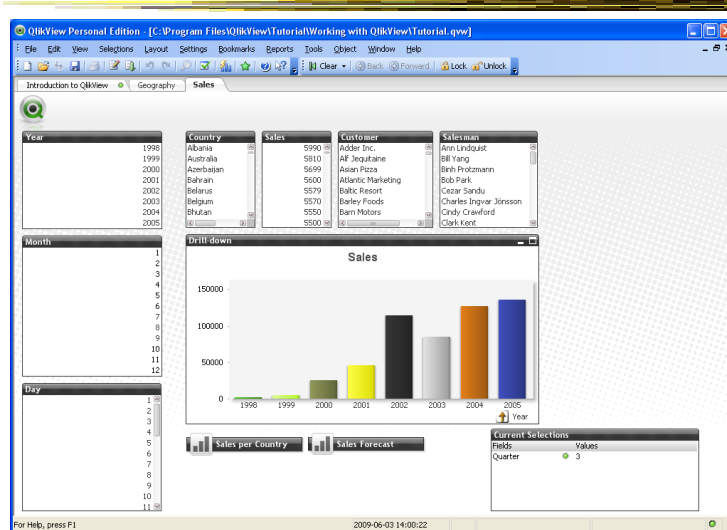
No longer exists



Fall 2012

CS 7450

8



Fall 2012

CS 7450

9

HW 5



- Critique the commercial systems
- Choose two (can do all 3 if you want) of
 - Spotfire, InfoZoom, Tableau
- Steps
 - Examine data sets, develop questions
 - Learn systems
 - Explore data in systems
 - Document your findings in a report

Fall 2012

CS 7450

10

HW 5 Tips



- Make sure to include questions/tasks in report
- Don't answer each question one at-a-time
- Document insights found
- Critique and compare visualizations
 - What do they help with?

Upcoming



- Interaction
 - Reading
Yi et al '07
- Storytelling
 - Reading
Segel & Heer '10