

# Automatic Fragment Detection in Dynamic Web Pages and its Impact on Caching \*

Lakshmith Ramaswamy<sup>◇</sup>, Arun Iyengar<sup>♠</sup>, Ling Liu<sup>◇</sup> and Fred Douglass<sup>♠</sup>

<sup>◇</sup>College of Computing, Georgia Tech  
Atlanta GA 30332  
{laks, lingliu}@cc.gatech.edu

<sup>♠</sup>IBM T. J. Watson Research Center  
Yorktown Heights NY 10598  
{aruni, fdouglass}@us.ibm.com

## Abstract

Constructing web pages from fragments has been shown to provide significant benefits for both content generation and caching. In order for a web site to use fragment-based content generation, however, good methods are needed for fragmenting the web pages. Manual fragmentation of web pages is expensive, error prone, and unscalable. This paper proposes a novel scheme to automatically detect and flag fragments that are cost-effective cache units in web sites serving dynamic content. Our approach analyzes web pages with respect to their information sharing behavior, personalization characteristics, and change patterns. We identify fragments which are shared among multiple documents or have different lifetime or personalization characteristics. Our approach has three unique features. First, we propose a framework for fragment detection, which includes a hierarchical and fragment-aware model for dynamic web pages and a compact and effective data structure for fragment detection. Second, we present an efficient algorithm to detect maximal fragments that are shared among multiple documents. Third, we develop a practical algorithm that effectively detects fragments based on their lifetime and personalization characteristics.

This paper shows the results when the algorithms are applied to real web sites. We evaluate the proposed scheme through a series of experiments, showing the benefits and costs of the algorithms. We also study the impact of using the fragments detected by our system on key parameters such as disk space utilization, network bandwidth consumption, and load on the origin servers.

**Index Terms** Dynamic content caching, Fragment-based caching, Fragment detection, Shared fragments, L-P fragments.

---

\*A shorter version of this paper appeared in the proceedings of the Thirteenth World Wide Web Conference (WWW-2004), May 2004, New York [26]

# 1 Introduction

Dynamic content on the World Wide Web continues to grow at a rapid speed. Web caching technologies to date have been successful for efficient delivery of static web pages but they have not been so effective for delivering dynamic web content due to their frequent changing nature and their diversified freshness requirements. Hence, there is a growing demand for techniques and systems that are capable of efficiently generating and serving dynamic web content.

Among the several research efforts that have been made to address this challenge, *fragment*-based publishing and caching of web pages [2, 10, 11, 14] stands out; it has been successfully commercialized in recent years. Conceptually, a fragment is a portion of a web page which has a distinct theme or functionality and is distinguishable from the other parts of the page. A web page has references to these fragments, which are stored independently on the server and in caches. In the fragment-based publishing scheme, the cacheability and the lifetime are specified at a fragment granularity rather than at the web page level.

The advantages of the fragment-based schemes are apparent and have been conclusively demonstrated [11, 14]. By separating the non-personalized content from the personalized content and marking them as such, it increases the cacheable content of the web sites. Furthermore, with the fragment-based solution, a whole web page need not be invalidated when only a part of that page expires. Hence the amount of data that gets invalidated at the caches is reduced. In addition, the information that is shared across web pages needs to be stored only once, which improves disk space utilization at the caches.

Although researchers have made considerable efforts on performance and benefits of fragment-based caching, there has been little research on detecting cache-effective fragments in web sites. Fragment-based caching solutions typically rely upon web pages that have been manually fragmented at their respective web sites by the web administrator or the web page designer. Manual markup of fragments in dynamic web pages is both labor-intensive and error-prone. More importantly, identification of fragments by hand does not scale as it requires manual revision of the fragment markups in order to incorporate any new or enhanced features of dynamic content into an operational fragment-based solution framework. Furthermore, the manual approach to fragment detection becomes unmanageable and unrealistic for edge caches that deal with multiple content providers. Thus there is a need for schemes that can automatically detect “interesting” fragments in dynamic web pages, and that are scalable and robust for efficiently delivering dynamic web content. By interesting we mean that the fragments detected are cost-effective for

# Fragments

## Football Sport Today Page

The screenshot shows a web page titled "Football Sport Today Page" with the following content and callouts:

- Fragment-4:** Header fragment including the IBM logo, navigation menu (Sports, Athletes, Countries, History, About the Games, Sydney, Kids, Venues, Store, Paralympics), and search options.
- Fragment-5:** Side-bar fragment containing "sports links" and a list of links like "...NVSLIV.frg", "Schedule", "NVSCSS.frg", "Paris 2000", "Medal Winners", "Rules", "About", "History", "...XXXXX.frg", and "Calendar".
- Fragment-3:** Daily schedule fragment showing "Wednesday, 13 September 2000" with a table of matches.
- Fragment-1:** Latest results fragment showing "Women's Final Results for 30 Sep" with a table of scores.
- Fragment-2:** Medal tally fragment showing a table of medal counts for USA, CHN, and NOR.

Country	1	2	OT1	OT2	PS	Total	Status
USA	1	1	0	0	-	2	Game16
CHN	1	0	0	0	-	1	Official
NOR	0	2	0	0	-	2	Game15
BRA	0	-	-	-	-	0	Official

Country	Gold	Silver	Bronze	Total
USA	1	0	0	1
CHN	0	1	0	1
NOR	0	0	1	1
<b>Total</b>	<b>1</b>	<b>1</b>	<b>1</b>	<b>3</b>

Start Time	End Time	Competition	Status	Detail
17:00	00:00	Women's Football Preliminaries Group E Match1	Official	FTW400901CSELNK.frg
20:00	00:00	Women's Football Preliminaries Group E Match2	Official	FTW400902CSELNK.frg

Figure 1: Fragments in a Web Page

fragment-based caching.

Automatic detection of fragments presents two unique challenges. First, compared with static web pages, dynamically generated web pages have three distinct characteristics. On the one hand, dynamic web pages seldom have a single theme or functionality and they typically contain several pieces of information with varying freshness or sharability requirements. On the other hand, most of the dynamic and personalized web pages are not completely dynamic or personalized. Often the dynamic and personalized content are embedded in relatively static web page templates [5]. Furthermore, dynamic web pages from the same web site tend to share information among themselves.

Figure 1 shows a dynamic web page generated through a fragment-based publishing system. This Football Sport Today Page was one of the web pages hosted by IBM for a sporting event. It contains five interesting fragments that are cost-effective candidates for fragment-based caching: (1) the latest football results on the women's final, (2) the latest medal tally, (3) a daily schedule for women's football, (4) the navigation menu with the IBM logo for the sport site on the top of the page and (5) the sport links menu on the left side of the page. These fragments differ from each other in terms of their themes, functionalities, and invalidation patterns. For example, the latest results fragment changes at a different rate than the latest medal tally fragment, which in turn changes more frequently than the fragment containing the daily schedule. In contrast, the

navigational menu on the top of the page and the sport links menu on the left side of the page are relatively static and are likely to be shared by many dynamic pages generated in response to queries on sport events hosted from the web site.

Second, it is apparent from the above example that humans can easily identify fragments with different themes or functionality based on their prior knowledge in the domain of the content (such as sports in this example). However, in order for machines and programs to automate the fragment detection process, we need mechanisms that on the one hand can correctly identify fragments with different themes or functionality without human involvement, and on the other hand are efficient and effective for detecting and flagging such fragments through a cross-comparison of multiple pages from a web site.

In this paper, we present a novel scheme to automatically detect and flag fragments which are cost-effective for fragment-based caching. The proposed scheme examines the web pages from a given web site and analyzes their properties such as the information shared among them, the personalization characteristics they exhibit, and their change frequencies. Based on this analysis, our system detects and flags the “interesting” fragments in a web site. We consider a fragment interesting if it has good sharability with other pages served from the same web site or it has distinct lifetime characteristics. This paper contains three original contributions:

- First, we propose a framework for automatic fragment detection. This framework includes augmented fragment tree with shingles [6, 7, 19] encoding, which is a fragment-aware data structure for modeling dynamic web pages. Further, a fast algorithm is provided for incremental shingle computation.
- Second, we present an efficient algorithm for detecting fragments that are shared among  $M$  documents, which we call the *Shared Fragment Detection Algorithm*. This algorithm has two distinctive features:
  1. It uses node buckets to speed up the comparison and the detection of exactly or approximately shared fragments across multiple pages.
  2. It introduces sharing factor, minimum fragment size, and minimum matching factor as the three performance parameters to measure and tune the performance and the quality of the algorithm in terms of the fragments detected.
- Third, we present an effective algorithm for detecting fragments that have different lifetime characteristics, which we call the *Lifetime-Personalization based (L-P) Fragment Detection*

*Algorithm.* A unique characteristic of the L-P algorithm is that it detects fragments which are most beneficial to caching based on the nature and the pattern of the changes occurring in dynamic web pages.

We discuss several performance enhancements to these basic algorithms, and evaluate the proposed fragment detection scheme through a series of experiments, showing the effectiveness and costs of our approach. Further, we also report our experimental study on the effect of adopting the fragments detected by our system on the web caches and the origin servers.

## 2 Candidate Fragments

Our goal for automatic fragment detection is to find interesting fragments in dynamic web pages, which exhibit potential benefits and thus are cost-effective as cache units. We refer to these interesting fragments as *candidate fragments* in the rest of the paper.

The web documents considered here are *well-formed* HTML documents [8] although the approach can be applied to XML documents as well. Documents that are not well formed can be converted to well-formed documents through document normalization, for example using HTML Tidy [3].

Concretely, we introduce the notion of candidate fragments as follows:

- Each Web page of a web site is a candidate fragment.
- A part of a candidate fragment is itself a candidate fragment if any one of the two conditions is satisfied:
  - The part is shared among “M” already existing candidate fragments, where  $M > 1$ .
  - The part has different personalization or lifetime characteristics than those of its encompassing (parent or ancestor) candidate fragment.

A formal definition of candidate fragments for web pages of a web site is given below:

### **Definition 1 (Candidate Fragment)**

*Let  $NW$  denote the set of web pages available on a web site  $S$  and  $CF(x)$  denote the set of all the fragments contained in fragment  $x$ . A fragment  $y$  is referred to as an ancestor fragment of another fragment  $x$  iff  $y$  directly or transitively contains fragment  $x$ . Let  $AF(x)$  denote all the ancestor fragments of the fragment  $x$  and  $FS$  denotes the set of fragments corresponding to the*

set of documents  $D_i$  in  $NW$ ,  $FS = \cup_{i=1}^{\|NW\|} CF(D_i)$ . For any document  $D$  from web site  $S$ , a fragment  $x$  in  $FS(D)$  is called a candidate fragment if one of the following two conditions is satisfied:

1.  $x$  is a maximal Shared fragment, namely:
  - $x$  is shared among  $M$  distinct fragments  $F_1, \dots, F_M$ , where  $M > 1$ ,  $F_i \in FS$ , and if  $i \neq j$  then  $F_i \neq F_j$ ; and
  - there exists no fragment  $y$  such that  $y \in AF(x)$ , and  $y$  is also shared among the  $M$  distinct fragments  $F_1, \dots, F_M$ .
2.  $x$  is a fragment that has distinct personalization and lifetime characteristics. Namely,  $\forall z \in AF(x)$ ,  $x$  has different personalization and lifetime characteristics than  $z$ .

We observe that this is a recursive definition with the base condition being that each web page is a fragment. It is also evident from the definition that the two conditions are independent. These conditions define fragments that benefit caching from two different perspectives. We call the fragments satisfying Condition 1 **Shared fragments**, and the fragments satisfying Condition 2 **L-P fragments** (denoting Lifetime-Personalization based fragments). Lifetime characteristics of a fragment govern the time duration for which the fragment, if cached, would stay fresh (in tune with the value at the server). The personalization characteristics of a fragment correspond to the variations of the fragment in relation to cookies or parameters of the URL.

It can be observed that the two independent conditions in the candidate fragment definition correspond well to the two aims of fragment caching. By identifying and creating fragments out of the parts that are shared across more than one fragment, we aim to avoid unnecessary duplication of information at the caches. By creating fragments that have different lifetime and personalization properties we not only improve the cacheable content but also minimize the amount and frequency of the information that needs to be invalidated.

Our definition of candidate fragments permits fragments to be embedded in other fragments. The *Depth* of a candidate fragment indicates how deep the fragment is embedded in a web page, and it is defined as follows: Suppose  $NW = \{nw_1, nw_2, \dots, nw_n\}$  denote the set of all web pages available at a web site  $S$ , and  $CF = \{cf_1, cf_2, \dots, cf_m\}$  denote the set of all candidate fragments from the web site  $S$ . Let  $Pf(cf_j)$ , denote the set of all parent fragments of  $cf_j$ . The depth of a fragment  $cf_i$  (denoted as  $Depth(cf_i)$ ) is defined as follows:  $Depth(cf_i)$  is 1 if  $cf_i$  is a web page

and it is not embedded in any other fragment. Otherwise,  $Depth(cf_i)$  is one more than the maximum of the depths of its parent fragments. Formally,

$$Depth(cf_i) = \begin{cases} 1 & \text{If } cf_i \in NW \text{ and } PF(cf_i) = \emptyset \\ (1 + Maximum(Depth(cf_k)), \forall cf_k \in PF(cf_i)) & \text{Otherwise} \end{cases}$$

The depth of fragmentation of a fragmentation scheme is defined as the maximum of the depths of all the candidate fragments, i.e.,  $DepthFragmentation = Maximum(Depth(cf_k)), \forall cf_k \in CF$ .

### 3 Framework for Automatic Fragment Detection

In this section we discuss the basic design of our automated fragment detection framework, including the system architecture, the efficient fragment-aware data structure for automating fragment detection, and the important configurable parameters in our system.

#### 3.1 System Overview

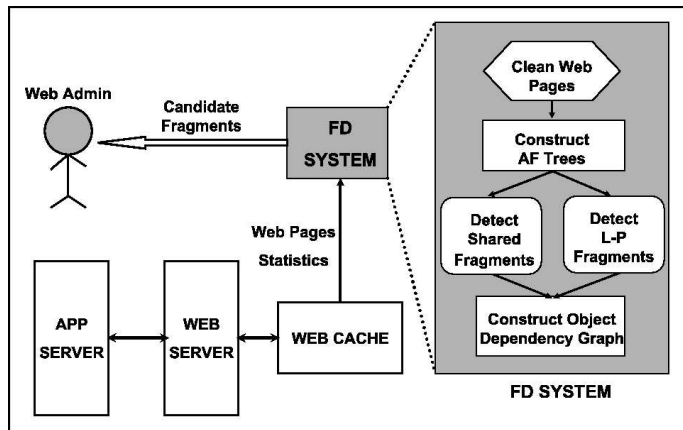


Figure 2: Fragment Detection System Architecture

Figure 2 gives a sketch of the system architecture. In the third step, the system collects statistics about the fragments such as size, how many pages share the fragment, and access rates. These statistics aid the administrator in deciding whether to enable fragmentation.

We provide two independent fragment detection algorithms: one for detecting Shared fragments and the other for detecting Lifetime Personalization based (L-P) fragments. Both algorithms can be collocated with a server-side cache or an edge cache, and they work on the dynamic web page dumps from the web site.

The algorithm for detecting Shared fragments works on a collection of different dynamic pages generated from the same web site, whereas the L-P fragment detection algorithm works on different versions of each web page, which can be obtained from a single query being repeatedly submitted to the given web site. For example, in order to detect L-P fragments, we need to locate parts of a fragment that have different lifetime and personalization characteristics. This can be done by comparing different versions of the dynamic web page and detecting the parts that have changed over time and the parts that have remained constant. While the input to the L-P fragment detection algorithm differs from the shared fragment detection algorithm, both algorithms work directly on the augmented fragment tree representation of its input web pages. The output of our fragment detection algorithms is a set of fragments, which will be served as recommendations to the fragment caching policy manager or the web administrator.

### 3.2 Augmented Fragment Trees with Shingles Encoding

Detecting interesting fragments in web pages requires efficient traversal of web pages. Thus a compact data structure for representing the dynamic web pages is critical to efficient fragment detection. Of the several document models that have been proposed, the most popular model is the Document Object Model (DOM) [1], which models web pages using a hierarchical graph.

However, the DOM tree structure is not very efficient for fragment detection for a number of reasons. First, our fragment detection algorithms compare pages to detect those fragments whose contents are shared among multiple pages or whose contents have distinctive expiration times. The DOM tree of a reasonably sized HTML page has a few thousand nodes. Many of the nodes in such a tree correspond to text formatting tags that do not contribute to the content-based fragment detection algorithms. Second and more importantly, the nodes of the DOM do not contain sufficient information needed for fast and efficient comparison of documents and their parts. These motivate us to introduce the concept of an augmented fragment tree (AF tree), which removes the text formatting tag nodes in the fragment tree and adds annotation information necessary for fragment detection.

An AF tree with shingles encoding is a hierarchical representation of a web (HTML or XML) document with the following three characteristics: First, it is a compact DOM tree with all the text-formatting tags (e.g., <Big>, <Bold>, <I>) removed. Second, the content of each node is fingerprinted with shingles encoding [6, 7, 19]. Shingles are fingerprints with the property that if a document changes by a small amount, its shingles encoding also changes by a small amount. Third, each node is augmented with additional information for efficient comparison of

different documents and different fragments of documents. Concretely each node in the  $AF$  tree is annotated with the following fields:

- Node Identifier (NodeID): A vector indicating the location of the node in the tree.
- NodeValue: A string indicating the value of the node. The value of a leaf node is the text itself, and the value of an internal node is NULL (empty string).
- SubtreeValue: A string that is defined recursively. For a leaf node, the SubtreeValue is equal to its NodeValue. For all internal nodes, the SubtreeValue is a concatenation of the SubtreeValues of all its children nodes and its own NodeValue. The SubtreeValue of a node can be perceived as the fragment (content region) of a web document anchored at this subtree node.
- SubtreeSize: An integer whose value is the length of SubtreeValue in bytes. This represents the size of the structure in the document being represented by this node.
- SubtreeShingles: An encoding of the SubtreeValue for fast comparison. SubtreeShingles is a vector of integers representing the shingles of the SubtreeValue.

We use shingles because they have the property that if a document changes by a small amount, its shingles also change by a small amount. Other fingerprinting techniques such as MD5 do not behave similarly, if applied to the entire document.

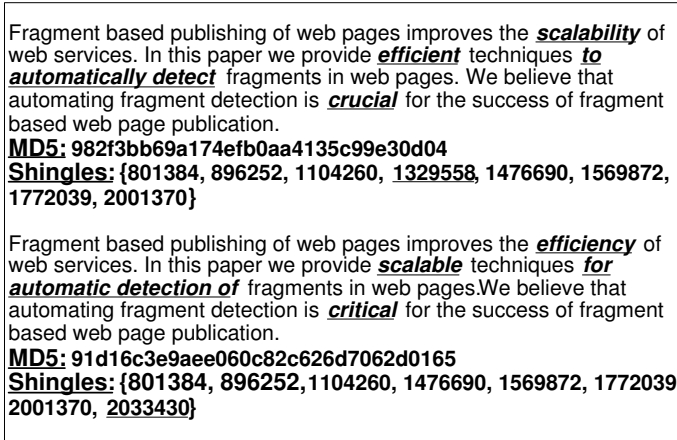


Figure 3: Example of Shingles versus MD5

one set but are absent in the other have been underlined in the diagram). This property of shingles has made it popular in estimating the resemblance and containment of documents [6].

Figure 3 illustrates the high sensitivity of shingles by comparing it with the MD5 hash through an example of two strings. The first and the second strings in Figure 3 are essentially the same strings with small perturbations (the portions that differ in the two strings have been highlighted). The MD5 hashes of the two strings are totally different, whereas the shingles of the two strings vary just by a single value out of the 8 values in the shingles set (shingle values that are present in

### 3.2.1 AF Tree Construction

The first step of our fragment detection process is to convert web pages to their corresponding AF trees. The AF tree can be constructed in two steps. The first step is to transform a web document to its DOM tree and prune the fragment tree by eliminating the text formatting nodes. The result of the first step is a specialized DOM tree that contains only the content structure tags (e.g., like `<TABLE>`, `<TR>`, `<P>`). The second step is to annotate the fragment tree obtained in the first step with NodeID, NodeValue, SubtreeValue, SubtreeSize and SubtreeShingles.

Once the SubtreeValue is known, we can use a shingles encoding algorithm to compute its SubtreeShingles. We discuss the basic algorithm [6] to compute the shingles for a given string.

#### The Basic Shingling Algorithm

Any string can be considered as a sequence of tokens. The tokens might be words or characters. Let  $Str = T_1T_2T_3...T_N$ , where  $T_i$  is a token and  $N$  is the total number of tokens in  $Str$ . Then a shingles set of window length  $W$  and sample size  $S$  is constructed as follows. The set of all subsequences of length  $W$  of the string  $Str$  is computed.  $SubSq = \{T_1T_2...T_W, T_2T_3...T_{W+1}, \dots, T_{N-W+1}T_{N-W+2}...T_N\}$ . Each of these subsequences is hashed to a number between  $(0, 2^K)$  to obtain a token-ID. A hash function similar to Rabin's function [25] is employed for this purpose. The parameter  $K$  governs the size of the hash value set to which the subsequences are mapped. If the parameter  $K$  is set to a small value many subsequences might be mapped to the same token-ID, leading to collisions. Larger values of  $K$  are likely to avoid these collisions of subsequence, but increase the size of the hash value set. We now have  $(N - W + 1)$  token-IDs, each corresponding to one subsequence. Of these  $(N - W + 1)$  token-IDs, the minimum  $S$  are selected as the  $(W, S)$  shingles of string  $Str$ . The parameters  $W$ ,  $S$ , and  $K$  can be used to tune the performance and quality of the shingles encoding [6]. For example, larger values of  $S$  provides better estimates of the resemblance between documents, but at higher storage and computation costs. In our experiments we have set  $W$  to be 20 bytes,  $S$  to be 25 samples, and  $K$  to be 32.

The basic shingles computation algorithm is suitable for computing shingles for two independent documents. However, computing the shingles on the SubtreeValues independently at each node would entail unnecessary computations and is inefficient. This is simply because the content of every node in an AF tree is also a part of the content of its parent node. Therefore computing the SubtreeShingles of each node independently leads to a much higher cost due to duplicated shingles

computation than computing the SubtreeShingles of a parent node incrementally. We propose an incremental shingles computation method and call it the **Hierarchical Shingles Computing** scheme (the **HiSh** scheme for short).

### 3.3 Efficient Shingles Encoding - The HiSh Algorithm

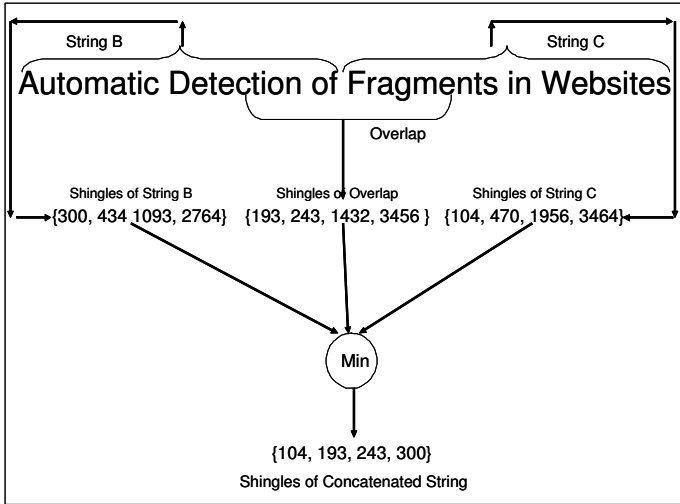


Figure 4: HiSh Algorithm

In this section we describe a novel method to compute shingles incrementally for strings with hierarchical structures such as trees. By incremental we mean the HiSh algorithm reuses the previously computed shingles in the subsequent computation of shingles.

Consider a string  $A = A_1A_2A_3\dots A_nA_{n+1}\dots A_m$  with  $m$  tokens,  $m \leq 1$ . Let  $B$  and  $C$  be two non-overlapping substrings of  $A$  such that  $A$  is a concatenation of  $B$  and  $C$ . Let  $B = A_1A_2\dots A_n$  and  $C = A_{n+1}A_{n+2}\dots A_m$ . Now we describe how to

incrementally compute the  $(W, S)$  shingles of  $A$ , if  $(W, S)$  shingles of  $B$  and  $C$  are available. Let  $Shng(A, W, S)$ ,  $Shng(B, W, S)$  and  $Shng(C, W, S)$  denote the  $(W, S)$  shingles of the strings  $A$ ,  $B$  and  $C$  respectively. We define the *Overlapping Sequences* to be those subsequences which begin in  $B$  and end in  $C$ . These are the subsequences that are not completely present in either shingles of  $B$  or shingles of  $C$ . Let the hashes of these subsequences be represented by the set  $OvlpHsh = \{Hsh(A_{(n-W+2, n+1)}), Hsh(A_{(n-W+3, W+2)}), \dots, Hsh(A_{(n, n+W-1)})\}$ . Then we can obtain the  $(W, S)$  shingles of  $A$  as follows:

$$Shng(A, W, S) = Min_S\{Shng(B, W, S) \cup Shng(C, W, S) \cup OvlpHsh\}$$

Here  $Min_S(Z)$  denotes the operation of selecting the  $S$  minimum values from values in set  $Z$ .

As the shingles of  $B$  and  $C$  are available, the only extra computations needed are to compute the hashes of overlapping sequences. This is the central idea of the HiSh algorithm. Figure 4 illustrates the working of the HiSh scheme on an example string. In this example,  $(8, 4)$  shingles of the string  $B$  and string  $C$  are pre-computed and available, and we want to compute the  $(8, 4)$

shingles of the concatenation of the two strings. The HiSh algorithm computes the overlapping subsequences between the two strings (which is shown as Overlap in the figure) and computes the shingles on this overlapping string. Finally, the algorithm selects the minimum 4 values from all the three strings to yield the shingles of the entire string.

Our experiments (see Section 6.4) indicate that the HiSh optimization can reduce the number of hashes computed in constructing the AF tree by as much as 9 times and improve the shingles computation time by 6 times for 20-Kbyte documents, when compared to the basic algorithm. The performance gain will be greater for larger documents.

## 4 Detecting Shared Fragments

This section discusses our algorithm to detect shared fragments. Given a collection of  $N$  dynamic web pages generated in response to distinct queries over a web site, let  $AF_i$  ( $1 \leq i \leq N$ ) denote the AF tree of the  $i^{th}$  page. We call a fragment  $F \in AF_i$  a *maximal shared fragment* if it is shared among  $M$  ( $M < N$ ) distinct fragments (pages) and there is no ancestor fragment of  $F$  which is shared by the same  $M$  fragments (pages). Here  $M$  is a system-defined parameter. With this definition in mind, the immediate question is how to efficiently detect such shared fragments, ensuring that the fragments detected are cost-effective cache units and beneficial for fragment-based caching.

Our experiences with fragment-based solutions show that any shared fragment detection algorithm should address the following two fundamental challenges. First, one needs to define the measurement metrics of sharability. In a dynamic web site it is common to find web pages sharing portions of content that are similar but not exactly the same. In many instances the differences among these portions of content are superficial (e.g., they have only formatting differences). Thus a good automatic fragment detection system should be able to detect these approximately shared candidate fragments. Different quantifications of what is meant by “shared” can lead to different quality and performance of the fragment detection algorithms. The second challenge is the need for an efficient and yet scalable implementation strategy to compare the fragments (and the pages) and identify the maximal shared fragments.

### Approximate Sharability Measures

The Shared fragment detection algorithm operates on various web pages from the same web site and detects candidate fragments that are “approximately” shared. We introduce three measurement parameters to define the appropriateness of such approximately shared fragments.

These parameters can be configured based on the needs of a specific application.

- **Minimum Fragment Size** ( $MinFragSize$ ): This parameter specifies the minimum size of the detected fragment.
- **Sharing Factor** ( $ShareFactor$ ): This indicates the minimum number of pages that should share a segment in order for it to be declared a fragment.
- **Minimum Matching Factor** ( $MinMatchFactor$ ): This parameter specifies the minimum overlap between the SubtreeShingles to be considered as a shared fragment.

The parameter  $MinFragSize$  is used to exclude very small segments of web pages from being detected as candidate fragments. This threshold on the size of the documents is necessary because the overhead of storing the fragments and composing the page would be high if the fragments are too small. The parameter  $ShareFactor$  defines the threshold on the number of documents that have shared each candidate fragment. Finally, we use the parameter  $MinMatchFactor$  to model the significance of the difference between two fragments being compared. Two fragments being compared are considered as sharing significant content if the overlap between their SubtreeShingles is greater than or equal to  $MinMatchFactor$ .

### Detecting Shared Fragments with Node Buckets

The shared fragment detection algorithm detects the shared fragments in two steps as shown in Figure 5. First, the algorithm creates a sorted pool of the nodes in the AF trees of all the web pages examined using node buckets. Then, the algorithm groups those nodes that are similar to each other together and runs the condition test for maximal shared fragments. If the number of nodes in the group exceeds the minimum number of pages specified by the  $ShareFactor$  parameter, and the corresponding fragment is indeed a maximal shared fragment, the algorithm declares the node group as a shared fragment and assigns it a fragment identifier.

#### *Step 1: Putting Nodes into a sorted pool of node buckets*

More concretely, our algorithm uses the *bucket* structures to create a sorted pool of nodes. The algorithm creates  $N_B$  buckets. Each bucket  $Bkt_i$  is initialized with bucket size  $Bs_i$ , and is associated with a pre-assigned range of the SubtreeSizes, denoted as  $(MinSize(Bkt_i), MaxSize(Bkt_i))$ . The AF trees are processed starting from the root of each tree, and a node is placed into an appropriate bucket based on its SubtreeSize, such that the SubtreeSizes of all nodes in bucket  $Bkt_i$  are between  $MinSize(Bkt_i)$  and  $MaxSize(Bkt_i)$ . If in the process of

putting nodes into buckets, a bucket grows out of its current size  $B_{s_i}$ , it will be split into two or more buckets. Similarly, if the first step results in a pool of buckets with uneven distribution of nodes per bucket, a merge operation will be used to merge two or more buckets into one.

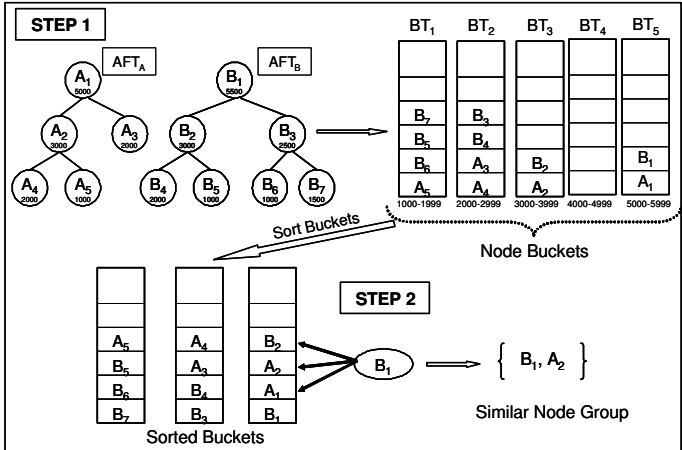


Figure 5: Shared Fragment Detection Algorithm

After all the AF trees have been processed and the nodes entered into their corresponding buckets, each bucket is sorted based on the SubtreeSize of the nodes in the bucket. At the end of the process we have a set of buckets containing nodes, each of which is sorted based on the SubtreeSize of the node. The STEP 1 in Figure 5 shows the working of this step on two AF trees  $A$  and  $B$ . The nodes of the two trees are put into 5 buckets based on their SubtreeSizes. The buckets are sorted, and the buckets  $BT_3$ ,  $BT_4$  and  $BT_5$  are merged to obtain a set of sorted buckets.

There are three system-supplied parameters: (1) the number of buckets ( $N_B$ ) employed for this purpose, (2) the size  $B_i$  of each bucket, and (3) the range of each bucket ( $MinSize(Bkt_i)$ ,  $MaxSize(Bkt_i)$ ). Various factors may affect the decision on how to set these parameters, including the number of AF trees examined, the average number of nodes in each AF tree and the range of the SubtreeSizes of all the nodes.

The performance of this step would be better if the nodes are evenly distributed in all the available buckets. One way to achieve such balanced distribution of nodes across all buckets is to set the ranges of the buckets at the lower end of the size spectrum to be smaller, and let the range of the buckets progressively increase for the buckets at the higher end of the size spectrum. This strategy is motivated by the following observations. First, it is expected that the number of nodes at a lower level of the AF trees would be larger than the number of nodes at a higher level. Second, the SubtreeSizes of the nodes at the lower level is expected to be smaller than the SubtreeSizes of the nodes in the higher levels of the AF tree.

*Step 2: Identifying maximal shared fragments through grouping of similar nodes*

The task of the second step is to compare nodes and group nodes that are similar to each other together and then identify those groups of nodes that satisfy the definition of maximally shared

fragments. This step processes the nodes in the buckets in decreasing order of their sizes. It starts with the node having the largest *SubtreeSize*, which is contained in the bucket with the highest *MaxSize* value. For each node being processed, the algorithm compares the node against a subset of the other nodes. This subset is constructed as follows. If we are processing node  $A_i$ , then the subset of nodes that  $A_i$  is compared against should include all nodes whose sizes are larger than  $P\%$  of the *SubtreeSize* of  $A_i$ , where  $P$  can range from 0% to 100%. Let  $CSet(A_i)$  denote the subset of nodes with respect to node  $A_i$ . We can use the following formula to compute  $CSet(A_i)$ .

$$CSet(A_i) = \{A_j | SubtreeSize(A_j) \geq \frac{P \times SubtreeSize(A_i)}{100}\}$$

It is important to note that the value setting of the parameter  $P$  has implications on both the performance and the accuracy of the algorithm. If  $P$  is too low, it increases the number of comparisons performed by the algorithm. If  $P$  is very close to 100, then the number of comparisons decrease; however, it might lead the comparison process to miss some nodes that are similar. In practice we have found a value of 90% to be appropriate for most web sites.

When comparing the node being processed with the nodes in its  $CSet$ , the algorithm compares the *SubtreeShingles* of the nodes. All such nodes whose shingles overlap more than the minimal matching factor specified by *MinMatchFactor* with the shingles of the node being processed are grouped together. Node  $B_j \in CSet(A_i)$  is put into the group if

$$\frac{SubtreeShingles(A_i) \cap SubtreeShingles(B_j)}{SubtreeShingles(A_i) \cup SubtreeShingles(B_j)} \geq MinMatchFactor$$

Step 2 of Figure 5 demonstrates the comparison and grouping of the nodes in the sorted buckets. The cost of computing the overlap between two nodes is equal to the sum of the costs of computing the intersection and the union of two sets with  $S$  elements, where  $S$  is the sample size of the *SubtreeShingles*.

If this group has at least *ShareFactor* nodes then we have the possibility of detecting it as a fragment. However before we declare the group as a candidate fragment, we need to ensure that the fragment corresponding to this group of nodes is indeed a maximally shared fragment.

To ease the decision on whether a group of nodes with similar shingles is a maximally shared fragment, we mark the descendent of each declared fragment with the fragment-ID assigned to the fragment. When similar nodes are detected, we check whether the ancestors of all of

the nodes belong to the same fragment. If so, we reject the node group as a trivial fragment. Otherwise we declare the node group as a candidate fragment, assign it a fragment-ID and mark all of the descendant nodes with the fragment-ID. Once we declare a node-group as a candidate fragment, we remove all the nodes belonging to that group from the buckets. The algorithm proceeds by processing the next largest node in the node group in the same manner. We provide the pseudo-code in Algorithm 1.

---

**Algorithm 1** The Shared Fragment Detection Algorithm

---

**INPUT:**

AF trees of web pages:  $\{Af_1, Af_2..Af_P\}$   
*MinFragSize*, *SharFactor* and *MinMatchFactor*

**OUTPUT:**

A set of Shared fragments:  $\{SFd_1, SFd_2..SFd_q\}$

**PROCEDURE:**

Create a set of node buckets:  $\{Bkt_1, Bkt_2..Bkt_l\}$

Initialize *AncestorFragment* to *False*

Initialize *AncestorFragmentArray* to NULL of all nodes

**for**  $i = 0$  to  $P$  **do**

    Put all the nodes in tree  $Af_i$  whose *SubtreeSize*  $\geq$  *MinFragSize* into appropriate buckets

**end for**

Sort and Merge the buckets  $\{Bkt_1, Bkt_2..Bkt_l\}$

**while** Buckets are Non empty **do**

$LrNd \leftarrow$  Largest Node in Buckets

$NewNodeGroup \leftarrow LrNd$

    Compute the  $CSet(LrNd)$

**for** Each  $Nd_g \in CSet(LrNd)$  **do**

**if** Overlap between the shingles of  $Nd_g$  and  $LrNd \geq MinMatchFactor$  **then**

            Add  $Nd_g$  to  $NewNodeGroup$

**end if**

**end for**

**if** Number of Nodes in  $NewNodeGroup \geq SharFactor$  **then**

**if** At least one Node has *AncestorFragment* = *False* OR

*AncestorFragmentArray* of at least one Node differs from others **then**

$\{/*$  New Maximal Fragment Detected  $*/\}$

            Assign a *FragmentID* to the fragment and add it to Fragment Set

**for** All descendants of the nodes in  $NewNodeGroup$  **do**

                Set *AncestorFragment* to *True*

                Add *FragmentID* to *AncestorFragmentArray*

**end for**

**end if**

**end if**

    Remove all nodes in  $NewNodeGroup$  from buckets

**end while**

Output the fragments in the *FragmentSet*

---

#### 4.1 Illustration on Real Web Data

In this section we illustrate the working of shared fragment detection algorithm on real web pages and demonstrate the effect of the configurable parameters on the detected fragments.

Figure 6 shows parts of two web pages from BBC. The first web page part is taken from the BBC's World news page and the second part appeared in the BBC's Mid-East page. AF Tree 1 and AF Tree 2 depict the corresponding Augmented Fragment trees. The arrows in the figure show the mapping between nodes of the AF trees and their contents. The nodes  $A_1$  and  $B_1$  correspond to the entire web-page segments, whereas the nodes  $A_2, B_2$  and  $A_3, B_3$ , represent the heading and the paragraph text respectively. The nodes  $A_4, B_4$  represent the bulleted list in the two segments and the nodes  $A_5 \dots A_7$  and  $B_5 \dots B_7$ , the individual bullet points.

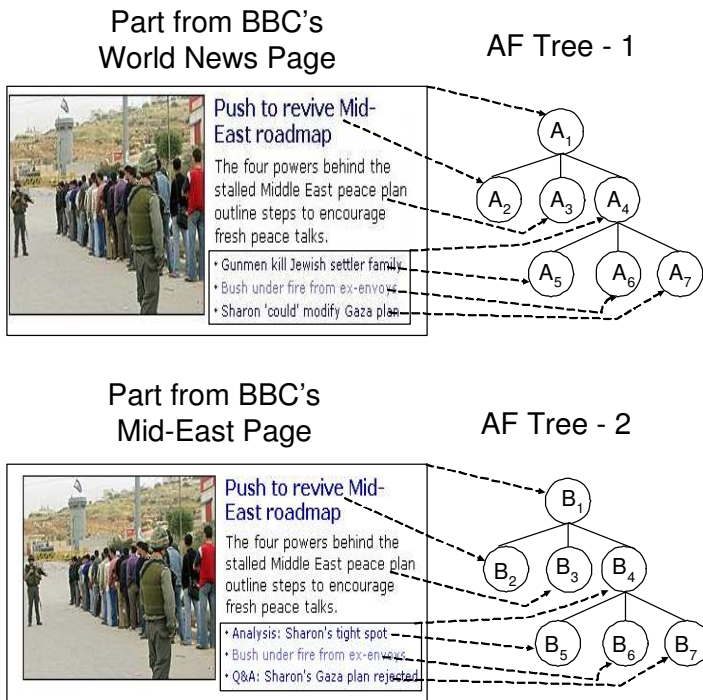


Figure 6: Illustration of Shared Fragment Detection on BBC Website

However, if  $MinMatchFactor$  is set to a higher value, say 0.90, then the nodes  $A_1$  and  $B_1$  are not considered to be similar and these nodes are just removed from the buckets. In this case  $(A_2, B_2)$ ,  $(A_3, B_3)$ ,  $(A_6, B_6)$  are detected as fragments. Therefore, we see that the number of detected fragments increase as  $MinMatchFactor$  increases, whereas the size of the detected fragments

A high degree of similarity between these two web page parts makes them prime candidates for shared fragments. The contents of nodes  $A_2, A_3$  of AF Tree-1 are identical to their corresponding nodes in AF Tree-2, whereas the contents of nodes  $A_5$  and  $A_7$  differ from their counterparts.

The shared fragment detection algorithm puts these nodes into buckets, sorts these buckets, and processes the nodes in decreasing order of their sizes. Hence the node  $A_1$  is compared with other nodes to group similar nodes based on the value of  $MinMatchFactor$ . If  $MinMatchFactor$  is set to 0.70, then the nodes  $A_1$  and  $B_1$  are grouped together as similar nodes and are detected as a candidate fragment. In this case the entire web page segment is detected as a single, large fragment. The nodes  $A_2 \dots A_7$  and  $B_2 \dots B_7$  are not declared as fragments because they share the same set of ancestor fragments, and hence are not maximal fragments.

However, if  $MinMatchFactor$  is set to a higher value, say 0.90, then the nodes  $A_1$  and  $B_1$  are not considered to be similar and these nodes are just removed from the buckets. In this case  $(A_2, B_2)$ ,  $(A_3, B_3)$ ,  $(A_6, B_6)$  are detected as fragments. Therefore, we see that the number of detected fragments increase as  $MinMatchFactor$  increases, whereas the size of the detected fragments

decrease. The experimental results in Section 6.1 reflect this effect of *MinMatchFactor* on the number and the size of the detected fragments.

## 5 Detecting L-P Fragments

In this section we discuss the algorithm for detecting L-P fragments. One way to detect the L-P fragments is to compare various versions of the same web page and track the changes occurring over different versions of the web page. The nature and the pattern of the changes may provide useful lifetime and personalization information that is helpful for detecting the L-P fragments.

The first challenge in developing an efficient L-P fragment detection algorithm is to identify the logical units in a given web page that may change over different versions, and to discover the nature of the change.

The second challenge is to detect candidate fragments that are most beneficial to caching. Suppose we have a structure such as a table in the web page being examined. Suppose the properties of the structure remain constant over different versions of the web page, but the contents of the structure have changed over different versions. Now there are two possible ways to detect fragments: Either the whole table (structure) can be made a fragment or the substructures in the table (structure) can be made fragments. Which of these would be most beneficial to caching depends upon what percentages of the substructures are changing and how they are changing (frequency and amount of changes).

In the design of our L-P fragment detection algorithm, we take a number of steps to address these two challenges. First, we augment the nodes of each AF tree with an additional field *NodeStatus*, which takes one value from the set of three choices  $\{UnChanged, ValueChanged, PositionChanged\}$ . Second, we provide a shingles-based similarity function to compare different versions of a web page, and determine the portions of a web page that have distinct lifetime and personalization characteristics. Third, we construct the Object Dependency Graph (ODG) [11] for each web document examined on top of all candidate fragments detected.

An Object Dependency Graph is a graphical representation of the containment relationship between the fragments of a web site. The nodes of the ODG correspond to the fragments of the web site and the edges denote the containment relationship among them. Finally, we use the following configurable parameters to measure the quality of the L-P fragments in terms of cache benefit and to tune the performance of the algorithm:

- **Minimum Fragment Size**(*MinFragSize*): This parameter indicates the minimum size

of the detected fragment.

- **Child Change Threshold** (*ChildChangeThreshold*): This parameter indicates the minimum fraction of children of a node that should change in value before the parent node itself can be declared as *ValueChanged*. It can take a value between 0.0 and 1.0.

The L-P fragment detection algorithm works on the AF trees of different versions of web pages. It installs the first version (in chronological order) available as the *base version*. The algorithm compares each subsequent version to the base version and identifies candidate fragments. A new base version is installed whenever the web page undergoes a drastic change when compared with the current base version. In each step, the algorithm executes in two phases. In the first phase the algorithm marks the nodes that have changed in value or in position between the two versions of the AF tree. In the second phase the algorithm outputs the L-P fragments which are then merged to obtain the object dependency graph.

### Phase 1: Comparing the AF trees and detecting the changes

Concretely, if we have two AF trees  $A$  and  $B$  corresponding to two versions of a web page, our algorithm compares each node of the tree  $B$ , to a node from  $A$  which is most similar to it. We employ the SubtreeShingles of the nodes for similarity comparison. Let  $Resemblance(A_i, B_j)$  denote the resemblance between the nodes  $A_i$  and  $B_j$  based on similarity of their shingles. We can compute  $Resemblance(A_i, B_j)$  using the following formula [6]:

$$Resemblance(A_i, B_j) = \frac{SubtreeShingles(A_i) \cap SubtreeShingles(B_j)}{SubtreeShingles(A_i) \cup SubtreeShingles(B_j)}$$

If we are processing node  $B_j$  from AF tree  $B$ , we obtain a node  $A_i$  from tree  $A$  such that  $Resemblance(A_i, B_j) \geq OvlpThrshld$ , and there exists no  $A_h$  such that  $Resemblance(A_h, B_j) > Resemblance(A_i, B_j)$  where  $OvlpThrshld$  denotes a user-specified threshold for the quantity  $Resemblance$ , which can take a value between 0 and 1.0. If no such node is found in tree  $A$ , then it means that there is no node in  $A$  that is similar to the node  $B_j$ . Hence, the node  $B_j$  is marked as *ValueChanged*.

If a node  $A_i$  is found similar to node  $B_j$ , the algorithm begins comparing node  $B_j$  with node  $A_i$ . The algorithm compares the SubtreeValues and the NodeIDs of the two nodes. If both SubtreeValue and NodeID of the two nodes exactly match then the node is marked *UnChanged*. If the NodeIDs of the two nodes differ, then it means that the node has changed its position in the tree and hence it is marked as *PositionChanged*.

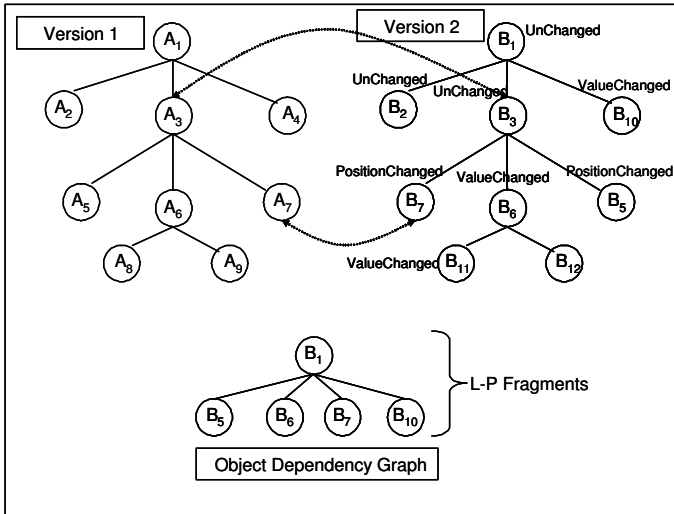


Figure 7: L-P Fragment Detection Algorithm

If the SubtreeValues of the nodes  $A_i$  and  $B_j$  do not exactly match then the algorithm checks whether they are leaf nodes. If so, they are marked as *ValueChanged*. Otherwise, the algorithm recursively processes each child node of  $B_j$  in the same manner described above marking them as *ValueChanged*, *PositionChanged* or *UnChanged*.

The algorithm addresses the second issue of discovering the fragments based on the extent of changes it is undergoing by calculating the fraction of  $B_j$ 's children that are marked as *ValueChanged*. If this fraction exceeds a preset threshold, which we call the *ChildChangeThreshold*, then  $B_j$  itself is marked as *ValueChanged*. The algorithm recursively marks all the nodes in the tree in the first phase.

### Phase 2: Detecting and labeling the L-P fragments

In the second phase, the algorithm scans the tree again from the root and outputs the nodes that are marked as *ValueChanged* or *PositionChanged*. The algorithm descends into a node's children if the node is marked as *PositionChanged* or *UnChanged*. If the node is marked as *ValueChanged*, the algorithm outputs it as a L-P fragment, but does not descend into its children. This ensures that we detect maximum-sized fragments that change between versions.

Figure 7 demonstrates the execution of one step in the L-P fragment detection algorithm. In the figure we compare the nodes of the AF tree of version 2 with the appropriate nodes of the AF tree of version 1. For example the node  $B_7$  is compared with  $A_7$  although these nodes appear at different positions in the two AF trees. In this example we set the *ChildChangeThreshold* to be 0.5. The node  $A_6$  is marked as *ValueChanged* as both of its children have changed in value. The figure also indicates the fragments discovered in the second pass of the algorithm. We provide the pseudo-code in Algorithm 2.

In summary, our L-P fragment detection algorithm detects the parts of a web page that change

---

**Algorithm 2** The L-P Fragment Detection Algorithm

---

**INPUT:**AF trees of web pages:  $\{Af_1, Af_2 \dots Af_P\}$ Child Change Threshold:  $ChildChangeThreshold$ Minimum Fragment Size:  $MinFragSize$ **OUTPUT:**Object Dependency Graph of the Detected Fragments:  $ODG$ **PROCEDURE:****for**  $i = 2$  to  $P$  **do**    Compare the trees  $Af_i$  and  $Af_0$  and mark the changed nodes via the recursive procedure  $MarkChangedNodes(RootNode_1, RootNode_i)$     Detect fragments and merge the fragments into  $ODG$  via the recursive procedure  $DetectLPFragments(Root_i)$ **end for****PHASE 1: MarkChangedNodes**( $Node_A, Node_B$ )Compare the  $NodeIds$  of  $Node_A$  and  $Node_B$ **if** The  $NodeIDs$  of the two Nodes differ **then**    Mark the  $NodeStatus$  as  $PositionChanged$ :  $NodeStatus \leftarrow PositionChanged$ **end if** $NumChangedChildren = 0$ **for** Each Child Node ( $ChldNode_B$ ) of  $Node_B$  **do**    Obtain the Nearest Node ( $ChldNode_A$ ) from Children of  $Node_A$  to compare  $ChldNode$  with    **if** There is no nearest node from children of  $Node_A$  **then**        Mark  $NodeStatus$  of  $ChldNode_B$  as  $ValueChanged$          $NumChangedChildren \leftarrow NumChangedChildren + 1$     **else**         $ChldStatus \leftarrow MarkChangedNodes(ChldNode_A, ChldNode_B)$         **if**  $ChldStatus = ValueChanged$  **then**             $NumChangedChildren \leftarrow NumChangedChildren + 1$         **end if**    **end if****end for****if**  $\frac{NumChangedChildren}{TotalChildren} \geq ChildChangeThreshold$  **then**    Mark  $NodeStatus$  as  $ValueChanged$ :  $NodeStatus \leftarrow ValueChanged$ **end if**Return( $NodeStatus$ )**PHASE 2: DetectLPFragment**( $Node_B$ )**if**  $NodeStatus = ValueChanged$  **then**    Declare  $Node_B$  a Fragment and Merge the  $Node_B$  into  $ODG$ 

Return;

**end if****if**  $NodeStatus = PositionChanged$  **then**    Declare  $Node_B$  a Fragment and Merge the  $Node_B$  into  $ODG$ **end if****for** Each Child node of  $Node_B$  say  $ChldNode_B$  **do**    DetectLPFragment( $ChldNode_B$ )**end for**Return

---

in value and parts of web pages changing their position between versions. Only the nodes that have changed in value are counted when deciding about the status of the parent node. The nodes that have changed only in position are as good as being unchanged for this purpose. This is because when a node just changes its relative position within its parent node, the value of the

parent node would not change to a considerable extent.

### 5.1 Illustration of L-P Fragment Detection on Real Web Data

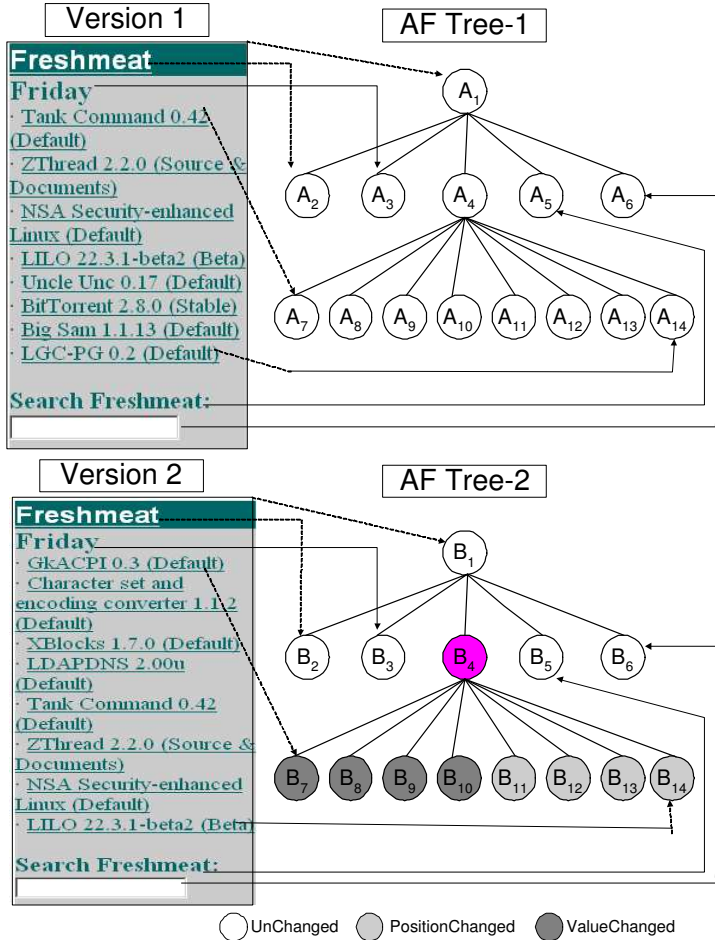


Figure 8: Illustration of L-P Fragment Detection

nodes in AF Tree-1. The nodes  $B_{11}$  through  $B_{14}$  are marked as *PositionChanged* as they have changed the relative position in which they appear in the AF tree. For example, while the content of node  $B_{11}$  is identical to the content of node  $A_7$  in AF Tree-1, they vary in the relative positions in which they appear in their respective AF trees.

In the second phase, the algorithm traverses the tree from the root and detects the L-P fragments. The value of the *ChildChangeThreshold* parameter influences the fragments that are identified in this phase. In this example, we see that 4 out of 8 children of the node  $B_4$  are marked as

Next we illustrate the working of the L-P fragment detection algorithm and the effect of its configuration parameters on a web page from Slashdot. Figure 8 indicates the same segment from two versions of a web page from Slashdot and their corresponding AF trees. The arrows indicate the correspondence between the nodes of the AF tree and the web page content.

As we previously described, the first phase of the algorithm compares each node of the AF Tree-2 with the most similar node from AF Tree-1, and marks them as *UnChanged*, *PositionChanged* or *ValueChanged*. In the figure, the nodes  $B_7$  through  $B_{10}$  are marked as *ValueChanged*, since these are new information appearing in this version and have no corresponding

*ValueChanged*. Hence, if the *ChildChangeThreshold* is set to 0.5 or lower values, the node  $B_4$  would be detected as a single fragment. However, if the *ChildChangeThreshold* is set to higher values, the individual nodes  $B_7$  through  $B_{14}$  are detected as fragments. Thus, when *ChildChangeThreshold* is set to higher values, it is more likely that nodes that are located deeper in the tree are flagged as fragments. As there are more nodes deeper in the tree, the number of fragments detected is higher. Equivalently, the average size of the fragment decreases as *ChildChangeThreshold* increases.

The appropriate value of *ChildChangeThreshold* depends upon factors such as the request rate at the web pages, the capacity of the server and the caches, and the bandwidth of the network connection between the caches and the server. While the amount of data invalidation and the bandwidth consumption of the network connection between the caches and the server decrease with increasing numbers of fragments, having a very large number of fragments increases the page composition costs, placing additional load on the individual caches.

## 6 Experimental Evaluation

We have performed a range of experiments to evaluate our automatic fragment detection scheme. In this section we report four sets of experiments. The first and second sets test the two fragment detection algorithms, showing the benefits and effectiveness of the algorithms. The third set studies the impact of the fragments detected by our system on improving caching efficiency, and the fourth set evaluates the Hierarchical Shingles computation scheme.

The input to the schemes is a collection of web pages including different versions of each page. We periodically fetched web pages from the web sites of BBC (<http://news.bbc.co.uk>), IBM's portal for marketing (<http://www.ibm.com/us>), Internetnews (<http://www.internetnews.com>) and Slashdot (<http://www.slashdot.org>) and created a web 'dump' for each web site. While most of these sites share information across their web pages and hence are good candidates for Shared fragment detection, the Slashdot web page forms a good candidate for L-P fragment detection for reasons explained in Section 6.2.

## 6.1 Detecting Shared Fragments

In our first set of experiments, we study the behavior of our Shared fragment detection algorithm. The data sets used in this experimental study were web page dumps from BBC, Internet news and IBM. Due to space limitations, we primarily report the results obtained from our experiments on the BBC web site.

BBC is a well-known news portal. Primarily, the web pages on the BBC web site can be classified into two categories: web pages reporting complete news and editorial articles (henceforth referred to as the ‘article’ pages) and the ‘lead’ pages listing the top news of the hour under different categories such as ‘World’, ‘Americas’ ‘UK’ etc. We observed that there is considerable information sharing among the lead pages. Therefore, the BBC web site is a good case study for detecting shared fragments. Our data set for the BBC web site was a web dump of 75 distinct web pages from the web site collected on 14<sup>th</sup> July 2002. The web dump included 31 ‘lead’ pages and 44 ‘article’ pages.

Figure 9 illustrates the number of Shared fragments detected at two different values of *MinFragSize* and *MinMatchFactor* (recall that *MinFragSize* is the minimum size of the detected fragment and *MinMatchFactor* is the minimum percentage of shingles overlap). When *MinFragSize* was set to 30 bytes and *MinMatchFactor* was set to 70%, the number of fragments detected was 350. The number of fragments increased to 358 when the *MinMatchFactor* was set to 90% and to 359 when the *MinMatchFactor* was set to 100%. In all of our experiments we observed an increase in the number of detected fragments with increasing *MinMatchFactor*. As we explained in Section 4.1, when *MinMatchFactor* is set to a high value, the algorithm looks for (almost) perfect matches, which leads to an increase in the number of detected fragments and a drop in the size of the detected fragments.

Figure 10 indicates the maximum size of the detected fragments for various data sets when *MinMatchFactor* was set to 70% and 90%. For the BBC web site, the change in the size of the largest detected fragment is rather drastic. The size falls from 5633 bytes to 797 bytes when *MinMatchFactor* increases from 70% to 90%.

Table 6.1 shows the sum of sizes of the shared fragments detected by our algorithm at different values of *MinMatchFactor* and *MinFragSize* for the BBC data set. The total number of bytes

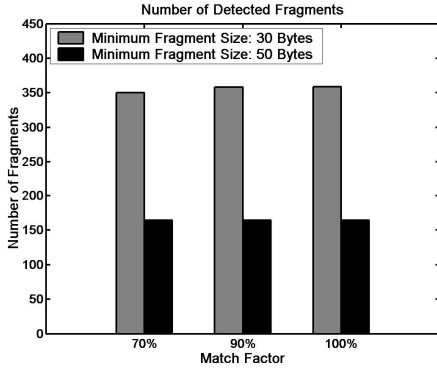


Figure 9: Number of Fragments Detected in BBC Data Set

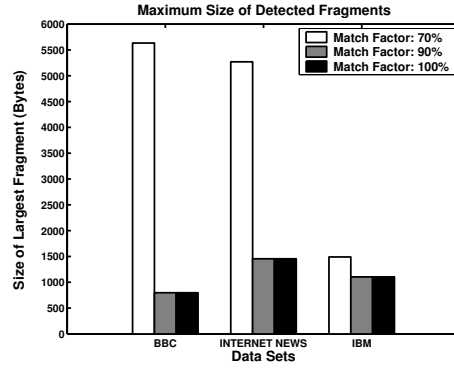


Figure 10: Maximum Size of the Detected Fragments

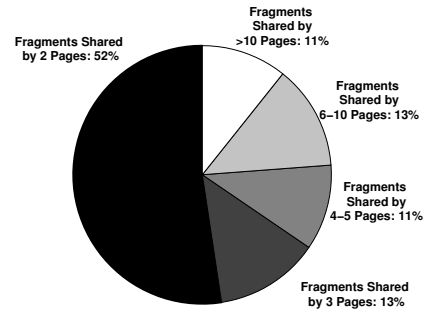


Figure 11: Distribution of Fragment Sharing in BBC Data Set

in the shared fragment set is higher at lower values of *MinMatchFactor* and vice-versa.

<i>MinMatchFactor</i>	<i>MinFragSize</i> = 30 bytes	<i>MinFragSize</i> = 50 Bytes
0.70	136 Kbytes	130 Kbytes
0.90	122 Kbytes	115 Kbytes
1.00	121 Kbytes	115 Kbytes

Table 1: Sum of Sizes of Shared Fragments Detected in the BBC Data Set

The pie chart in Figure 11 indicates the percentage of fragments according to the number of pages sharing the fragments for the BBC data set. We see a large number of fragments (a little over 50%) are being shared by exactly two pages. 13% of the fragments were shared among exactly 3 pages, and 11% of the pages were shared by 10 pages or more. All 75 pages shared one fragment, and 3 fragments were shared by 69 pages. The mean of the number of pages sharing each of the detected fragments was 13.8. The fragments which were shared across a small number of pages were fragments such as synopses of news items (with links to news articles), tables indicating statistics that were relevant to news articles, etc. In contrast the fragments shared across a large percentage of web pages were typically fragments such as headers, footers, and navigational bars.

A similar type of behavior was observed in all three data sets. A large percentage of the detected fragments were shared by a small number of pages, but a few fragments were shared by almost all the web pages of the site.

## 6.2 Detecting L-P Fragments

We now present the experimental evaluation of the L-P fragment detection algorithm. Though we experimented with a number of web sites, due to space limitations we restrict our discussion to the web site from Slashdot (<http://www.slashdot.org>).

Slashdot is a well known web site providing IT, electronics and business news. The front page of the Slashdot web site carries headlines and synopses of the articles on the site. The page indicates the number of comments posted by other users under each article. Thus, as new comments are added to existing articles and new articles are added to the web site, the page changes in small ways relative to the entire content of the page. It therefore forms a good case for L-P fragment detection, as well as other techniques that identify similarity across pages. The same Slashdot data set has been used in another study of similarity across pages at the level of unstructured bytes, finding that different versions of the Slashdot home page within a short time frame are extremely compressible relative to each other [18].

This web page provides a good case study to detect L-P fragments for a number of reasons. First, this web page is highly dynamic. Not only are there parts of the page that change every few minutes, the web page experiences major changes every couple of hours. Second, various portions of the web page have different lifetime characteristics. Third, the web page experiences many different kinds of changes like additions, deletions, and value updates. Furthermore, there are parts of the web page that are personalized to each user.

<i>ChildChangeThreshold</i>	0.50	0.70
Total Fragments	79	285
Average Fragment Size	822	219
Depth of Fragmentation	3	3
Sum of Sizes of Detected Fragments	64938	62415

Table 2: Statistics for L-P Fragment Detection

Table 2 provides a synopsis of the results of the L-P fragment detection experiments. A total of 79 fragments were detected when the *ChildChangeThreshold* was set to 0.50, and 285 fragments were detected when *ChildChangeThreshold* was set to 0.70. As explained in Section 5.1, when *ChildChangeThreshold* is

set at higher values, larger numbers of small fragments are detected and vice versa.

In both cases, the depth of fragmentation was 3. The depth of fragmentation is defined at the end

of Section 2. When *ChildChangeThreshold* was set to 0.50, the number of fragments detected at depths 1, 2 and 3 were respectively 10, 7 and 62.

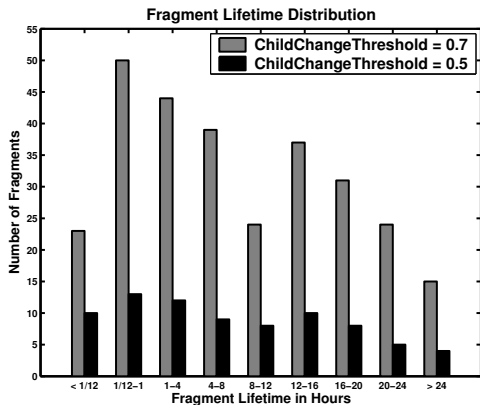


Figure 12: Fragment Lifetime Characteristics

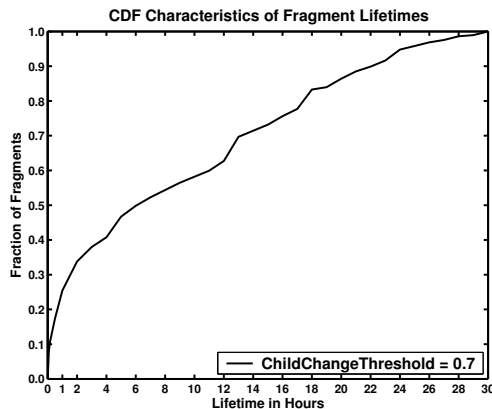


Figure 13: Cumulative Distribution of Fragment Lifetimes

Figure 12 and Figure 13 indicate the lifetime distribution of the L-P fragments from the Slashdot web site. Figure 12 shows the lifetime of the fragments detected when *ChildChangeThreshold* is set to 0.7 and 0.5. Figure 13 indicates the cumulative distribution of the detected fragments with respect to their lifetimes. As the cumulative distributions of the fragments detected by setting *ChildChangeThreshold* to 0.7 and 0.5 were similar to each other, the figure shows the cumulative distribution at *ChildChangeThreshold* = 0.7. We observe that when *ChildChangeThreshold* was set to 0.70, around 8% of the detected fragments had a lifetime of less than 5 minutes, around 17% of the fragments had lifetimes between 5 minutes and 1 hour, and around 6% had lifetimes of more than 24 hours.

### 6.3 Impact on Caching

Having discussed the experimental evaluation of our fragment detection system with regard to its accuracy and efficiency, we now study the impact of fragment caching on the performance of the cache, the server and the network when web sites incorporate fragments detected by our system into their respective web pages.

We start out by studying the savings in the disk space requirements of a fragment cache when the web pages incorporate the fragments discovered by our fragment detection system in comparison to a page cache that stores entire pages. Earlier we had explained the experimental evaluation

of our shared fragment detection system on the BBC data set. We now compare the disk space needed to store the web pages in the data set when they are stored at the page granularity with disk space requirements for storing these web pages when they are fragmented as determined by our system.

Figure 14 indicates the total storage requirements as a function of the number of pages both for page caches and fragment caches. The graph shows that caching at the fragment level requires 22% to 31% less disk space than the conventional page level caching. The graph also shows that the improvements are higher when *MinMatchFactor* is set to low values. This is because when *MinMatchFactor* is set to low values, larger size fragments are discovered. When they are stored only once rather than being replicated, the savings obtained in terms of the disk space are higher.

Next we study the effects of L-P fragments detected by our system on the load on the network connecting the cache and the server. As we discussed in Section 2, incorporating L-P fragments into web pages reduces the amount of data invalidated at the caches, which in turn reduces the load on the origin servers and the backbone network. In order to study the impact of the L-P fragments on the server and network load, we use the L-P fragments detected by our algorithm on the Slashdot web site.

To study the load on the network we also need the access patterns of the web pages and the lifetime characteristics of the fragments. We model the lifetime characteristics based on the fragment lifetime data collected from the Slashdot's web site. As we do not have the access pattern data for the web pages from Slashdot, we make certain assumptions, which aid us to model the access pattern. We assume that the requests for web pages arrive according to a *Poisson process*, as supported by past analysis [20]. We vary the request arrival rate from 1000 requests per minute to 10000 requests per minute.

Figure 15 indicates the total bytes transferred as a function of the number of requests arriving at the cache, at page access rates of 5000 and 7500 accesses per minute. The X-axis indicates the number of accesses and the Y-axis indicates the total number of bytes transferred, on log scale. The number of bytes transferred for page-level caching is always higher than for fragment-level caching. The effect is more pronounced when the access rates are low. This is because, at low access rates the probability of fragments getting invalidated between two consecutive accesses

are higher. In case of fragment caching, only the invalidated fragments have to be fetched from the server, whereas the entire page has to be fetched if the caching is done at page granularity.

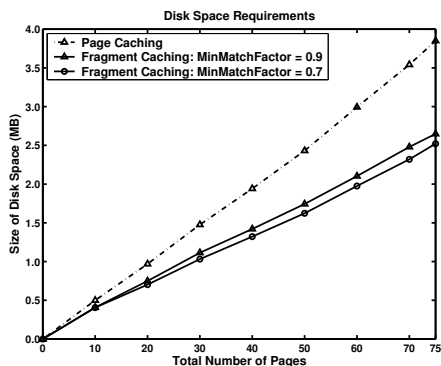


Figure 14: Total Storage Requirement

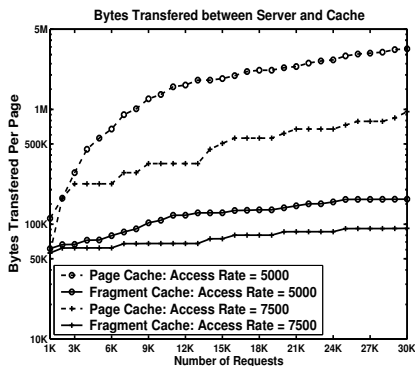


Figure 15: Bytes Transferred between Server and Cache

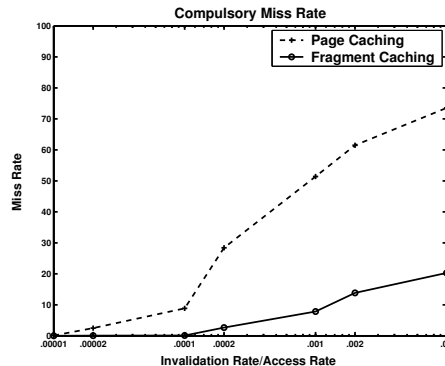


Figure 16: Compulsory Bytes Misses

In Figure 16 we indicate the compulsory byte misses for the page caching and the fragment level caching schemes. The X-axis indicates the ratio of mean fragment invalidation rate to access rate on a log scale. In this graph, it is assumed that the cache has enough storage capacity to contain all the web pages and hence, there is no data replacement in the caches, which in turn implies that there are no misses due to storage limitations. All the misses are occurring because of the data invalidations occurring in the cache. The compulsory byte miss rate is defined as the ratio of the bytes fetched from the origin server to the total bytes accessed from the cache, when the cache only experiences compulsory misses.

The graph in Figure 16 indicates that when the invalidation to access rate ratio is very low, the miss rates for both page level caching and fragment caching are very low. However, when this ratio reaches 0.0001, the byte miss rate of the page level caching is 8.86%, whereas it is just 0.10% for fragment caching. When the invalidation to access rate ratio reaches 0.001, the byte miss rate of the page cache jumps to 51.4%, compared to 7.8% for fragment-based caching. Therefore fragment-based caching is clearly very useful when the web pages contain parts that are highly dynamic.

Next we compare page caching and fragment caching with respect to the load on the server using two cost models. In both models the web pages were updated multiple times within the duration of the experiment. The first model, called the constant-cost model, assumes that the cost of

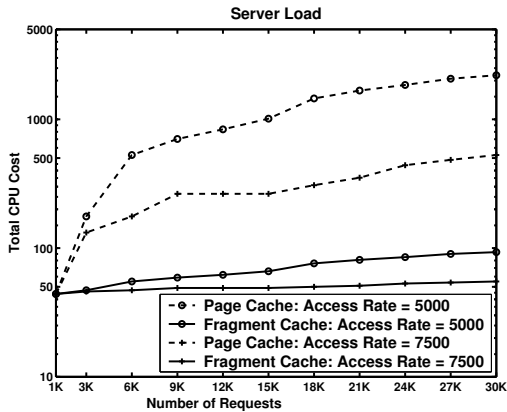


Figure 17: Server Load with Constant Fragment Generation Cost

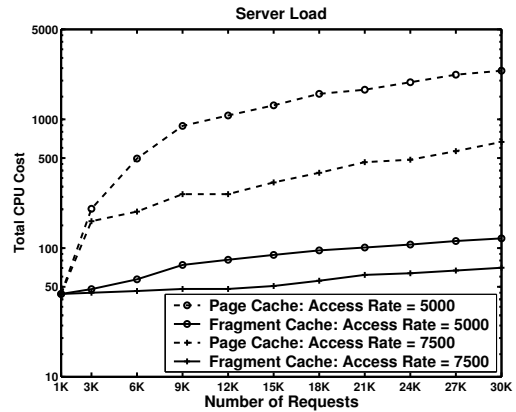


Figure 18: Server Load with Weighted Fragment Generation Cost

generating each fragment is constant. In other words, generating each fragment involves one unit cost at the server. Figure 17 indicates the total cost incurred at the server per web page as a function of the total number of page accesses for the page cache and the fragment cache at page access rates of 5000 and 7500 accesses per minute. The X-axis indicates the total number of page requests, and the Y-axis shows the total cost at the server per page on a log scale.

In the second model, which we call the weighted-cost model, we assume that the cost of generating a fragment is proportional to the size of the fragment, with an average sized fragment costing one unit cost at the server. Figure 18 indicates the total cost incurred at the server per web page under this model.

In both models, the load on the server in the fragment-based caching mechanism is always less than the caching mechanism that stores the web pages at page granularity. For example in the constant-cost model, at an access rate of 7500 accesses per minute, the total cost at the end of 30K accesses is around 9.6 times the total server cost for fragment-based caching. Similarly, the total cost of page caching at the end of 30K accesses for the weighted-cost model at 7500 accesses per minute is around 9.48 times the corresponding cost for the fragment-based caching scheme.

In a page cache, when a single fragment expires, the whole page has to be fetched from the origin server. Fetching a particular page from the origin server involves all the fragments corresponding to the page to be regenerated. In the fragment-based caching, when a fragment gets invalidated only that particular fragment has to be fetched from the origin server. Therefore, the load on the server in the page caching scheme is much higher than the server load in the fragment-based

caching scheme.

In conclusion, these experiments demonstrate that caches which store the fragments detected by our system effectively reduce server load and network bandwidth consumption, which are the key goals of web caching.

### 6.4 Improving Fragment Detection Efficiency

We have proposed a number of techniques to improve the performance of the fragment detection process including an incremental scheme to compute the *SubtreeShingles* of the nodes in the AF trees (HiSh algorithm) and pruning the nodes of the DOM tree to obtain the more compact AF tree representation. In this section we evaluate these techniques. We first present the experimental evaluation of the HiSh algorithm.

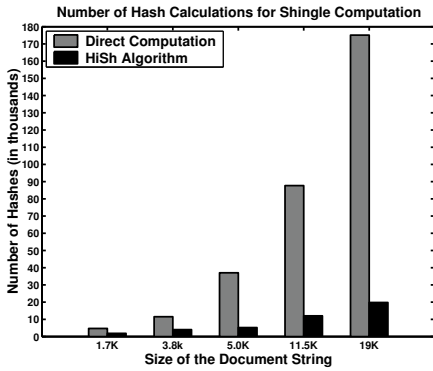


Figure 19: Number of Hashes Computed

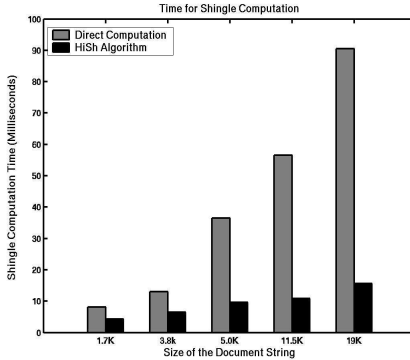


Figure 20: Total Hash Computation Time

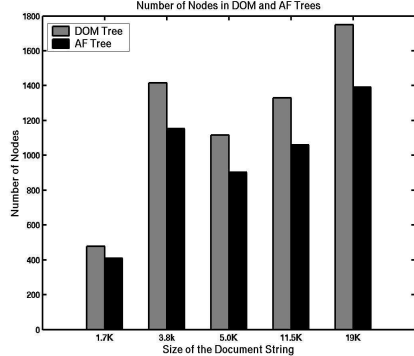


Figure 21: Number of Nodes in DOM and AF Trees

Figure 19 shows the total number of hash computations involved in constructing the AF tree for various documents, and Figure 20 illustrates their total shingle computation times. For a document with 1.7K characters in its content string, the number of hash computations needed for the direct computation is 2.6 times the number of hashes computed in the HiSh scheme and takes 1.9 times more computation time than that of the HiSh scheme. For a document whose content string is 19K characters, the number of hashes computed in the direct computation is almost 8.5 times and takes 5.8 times more computation time.

Next we discuss the effectiveness of pruning the unnecessary nodes from the DOM tree. Figure 21 shows the number of nodes in the original DOM tree and the number of nodes after pruning. The

web page from IBM had 1.7K bytes of content and 478 nodes. After node pruning the number of nodes comes down to 409, which is a reduction of 14%. For a page from the Internet News, which had a total size of 1416 nodes, the pruning reduces the number of nodes to 1152, which is a reduction of around 18%. Similarly for a web page from Slashdot, which had 1750 nodes in its DOM tree, the reduction was by 360 nodes or 20.5%. It should be noted that the percentage of pruned nodes is consistently increasing with the number of nodes in the original DOM tree.

## 7 Related Work

Fragment-based publishing, delivery and caching of dynamic data have received considerable attention from the research community in recent years [11, 14]. Edge Side Includes [2] is a markup language to define web page components for page assembly at the edge caches. ESI provides mechanisms for specifying the cacheability properties at fragment level. Wills and Mikhailov [28] propose to use change characteristics of objects embedded in web pages, and interrelationships among the web objects for reducing the consistency maintenance overhead at web caches. Mohapatra et al. [22] discuss a fragment-based mechanism to manage quality of service for dynamic web content. Chan and Woo [12] use the structural similarity existing among various pages of a single site to efficiently delta-encode multiple web pages over time. Naaman et al. [23] present analytical and simulation-based studies to compare ESI and delta-encoding, finding that ESI has potential performance advantages due to its ability to deliver only changing fragments. In addition to the above work, there is a considerable amount of literature in the more general area of the generation, delivery and caching of dynamic content [9, 10]. None of these previous papers addresses the problem of how to automatically detect fragments in web pages, however.

The work of Bar-Yossef and Rajagopalan [5] is related to our research on automated fragment detection, although the authors were addressing a different problem. They discuss the problem of template detection through discovery of *pagelets* in the web pages. However, our work differs from the work on template detection both in context and content. First, the work on template detection is aimed towards improving the precision of search algorithms. Our work is aimed at detecting fragments that are most beneficial to caching and content generation. Second, the syntactic definition of a pagelet in their paper is based on the number of hyperlinks in the HTML

parse tree elements. They define a pagelet as an HTML element in the parse tree of a web page such that none of its children have at least  $K$  hyperlinks and none of its ancestors is a pagelet. This definition is very different from our working definition of a candidate fragment provided in Section 2. Further, their definition of pagelets forbids recursion. In contrast we permit embedded fragments. Third, our system has two algorithms: one to detect Shared fragments and another to detect L-P fragments. Both of these detect embedded fragments.

Fragment detection also has similarities to comparing two similar structured documents. While some tools look at longest matching subsequences, it is possible to use signatures of subtrees to identify pieces of a document that have moved rather than been deleted. An example of this approach is the Xyleme XML diff application [13].

There has been significant work in identifying web objects that are identical, either at the granularity of entire pages or images [4, 17, 21] or pieces of pages [27], using MD5 or SHA-1 hashes to detect and eliminate redundant data storage and transfer. While the motivations of these researches are similar to that of the shared fragment detection algorithm, they are more restrictive in the sense that they work on full HTML pages and can only detect and eliminate pages (or byte-blocks) which are exact replicas. Pages that are similar at the level of entire web pages [15, 24] or pieces of web pages [18] can be identified using resemblance detection [6] and then delta-encoded. While these techniques have the potential to reduce transfer sizes, decomposing web pages into separately cached fragments accomplishes similar reductions in size without the need for explicit version management.

In addition to these, discovering and extracting objects from web pages has received considerable attention from the research community [8, 16]. While these projects aim at extracting objects based on the nature of the information they contain, our work concentrates on discovering fragments based on their lifetime, personalization and sharing characteristics.

## 8 Conclusions

There has been a heavy demand for technologies to ensure timely delivery of fresh dynamic content to end-users [9, 10, 11]. Fragment-based generation and caching of dynamic web content is widely recognized as an effective technique to address this problem. However, past work in the area has not adequately addressed the problem of how to divide web pages into fragments.

Manual fragmentation of web pages by a web administrator or web page designer is expensive and error-prone; it also does not scale well.

In this paper we have presented a novel scheme to automatically detect and flag “interesting” fragments in dynamically generated web pages that are cost-effective cache units. A fragment is considered to be interesting if it is shared among multiple pages or if it has distinct lifetime or personalization characteristics. This scheme is based on analysis of the web pages dynamically generated at given web sites with respect to their information sharing behavior, personalization properties and change patterns. Our approach has three unique features. First, we propose a hierarchical and fragment-aware model of the dynamic web pages and a data structure that is compact and effective for fragment detection. Second, we present an efficient algorithm to detect maximal fragments that are shared among multiple documents. Third, we develop an algorithm that effectively detects fragments based on their lifetime and personalization characteristics. We evaluate the proposed scheme through a series of experiments, showing the benefits and costs of the algorithms. We also report our study on the impact of adopting the fragments detected by our system on disk space utilization and network bandwidth consumption.

## References

- [1] Document Object Model - W3C Recommendation. <http://www.w3.org/DOM>.
- [2] Edge Side Includes - Standard Specification. <http://www.esi.org>.
- [3] HTML TIDY. <http://www.w3.org/People/Raggett/tidy/>.
- [4] H. Bahn, H. Lee, S. H. Noh, S. L. Min, and K. Koh. Replica-Aware Caching for Web Proxies. *Computer Communications*, 25(3), 2002.
- [5] Z. Bar-Yossef and S. Rajagopalan. Template Detection via Data Mining and its Applications. In *Proceedings of the 11<sup>th</sup> WWW Conference*, May 2002.
- [6] A. Broder. On resemblance and Containment of Documents. In *Proceedings of SEQUENCES-97*, 1997.
- [7] A. Broder, S. C. Glassman, M. S. Manasse, and G. Zweig. Syntactic Clustering of the Web. In *Proceedings of the 6<sup>th</sup> WWW Conference*, April 1997.
- [8] D. Buttler and L. Liu. A Fully Automated Object Extraction System for the World Wide Web. In *Proceedings of ICDCS-2001*, 2001.
- [9] K. S. Candan, D. Agrawal, W.-S. Li, O. Po, and W.-P. Hsiung. View Invalidation for Dynamic Content Caching in Multi tiered Architectures. In *Proceedings of VLDB-2002*, September 2002.
- [10] J. Challenger, A. Iyengar, and P. Dantzic. A Scalable System for Consistently Caching Dynamic Web Data. In *Proceedings of IEEE INFOCOM-1999*, March 1999.

- [11] J. Challenger, A. Iyengar, K. Witting, C. Ferstat, and P. Reed. Publishing System for Efficiently Creating Dynamic Web Content. In *Proceedings of IEEE INFOCOM-2000*, May 2000.
- [12] M. C. Chan and T. W. C. Woo. Cache-Based Compaction: A New Technique for Optimizing Web Transfer. In *Proceedings of IEEE INFOCOM-1999*.
- [13] G. Cobena, S. Abiteboul, and A. Marian. Detecting Changes in XML Documents. In *Proceedings of ICDE-2002*, February 2002.
- [14] A. Datta, K. Dutta, H. Thomas, D. VanderMeer, Suresha, and K. Ramamritham. Proxy-Based Acceleration of Dynamically Generated Content on the World Wide Web: An Approach and Implementation. In *Proceedings of SIGMOD-2002*, June 2002.
- [15] F. Douglis and A. Iyengar. Application-Specific Delta Encoding Via Resemblance Detection. In *Proceedings of the USENIX Annual Technical Conference*, June 2003.
- [16] X.-D. Gu, J. Chen, W.-Y. Ma, and G.-L. Chen. Visual Based Content Understanding towards Web Adaptation. In *Proceedings of AH-2002*, 2002.
- [17] T. Kelly and J. Mogul. Aliasing on the World Wide Web: Prevalence and Performance Implications. In *Proceedings of the 11<sup>th</sup> International World Wide Web Conference*, May 2002.
- [18] P. Kulkarni, F. Douglis, J. LaVoie, and J. Tracey. Redundancy Elimination Within Large Collections of Files. In *Proceedings of the USENIX Annual Technical Conference*, June 2004.
- [19] U. Manber. Finding Similar Files in a Large File System. In *Proceedings of the USENIX Winter 1994 Technical Conference*, January 1994.
- [20] J. Mogul. Network Behavior of a Busy Web Server and its Clients. Technical report, DEC Western Research Laboratories, 1995.
- [21] J. Mogul, Y. Chan, and T. Kelly. Design, Implementation, and Evaluation of Duplicate Transfer Detection in HTTP. In *Proceedings of NSDI-04*, March 2004.
- [22] P. Mohapatra and H. Chen. A Framework for Managing QoS and Improving Performance of Dynamic Web Content. In *Proceedings of GLOBECOM-2001*, November 2001.
- [23] M. Naaman, H. Garcia-Molina, and A. Paepcke. Evaluation of ESI and Class-Based Delta Encoding. In *Proceedings of WCW-2003*.
- [24] Z. Ouyang, N. D. Memon, T. Suel, and D. Trendafilov. Cluster-Based Delta Compression of a Collection of Files. In *Proceedings of WISE-2002*, December 2002.
- [25] M. O. Rabin. Fingerprinting by Random Polynomials. Technical report, Center for Research in Computing Technology, Harvard University, 1981.
- [26] L. Ramaswamy, A. Iyengar, L. Liu, and F. Douglis. Automatic Detection of Fragments in Dynamically Generated Web Pages. In *Proceedings of the 13<sup>th</sup> WWW Conference*, May 2004.
- [27] S. C. Rhea, K. Liang, and E. Brewer. Value-Based Web Caching. In *Proceedings of the 12<sup>th</sup> WWW Conference*, 2003.
- [28] C. Wills and M. Mikhailov. Studying the Impact of More Complete Server Information on Web Caching. In *Proceedings of the International Web Caching and Content Delivery Workshop*, 2000.