

Commerical InfoVis Systems



CS 7450 - Information Visualization
September 29, 2011
John Stasko

Last Time



- We examined many different infovis systems and toolkits
- Today, we continue with that but examine commercial systems in more depth

Note



- Think about whether the system provides one view of the data or it provides multiple views
- Here come the demos...

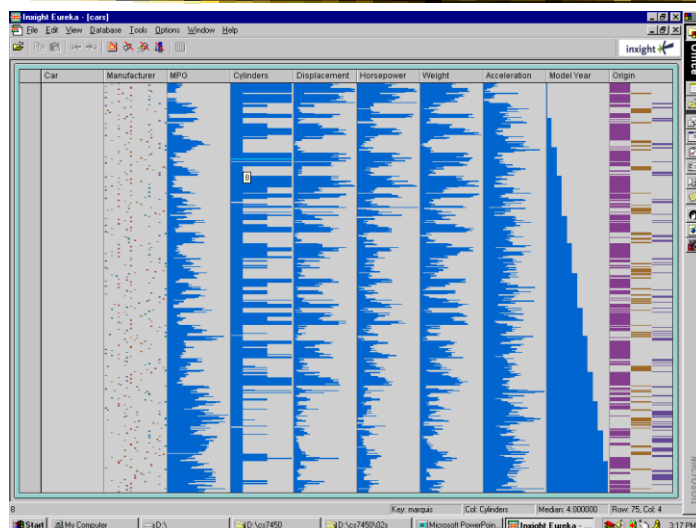
Fall 2011

CS 7450

3

Table Lens/Eureka

No longer exists



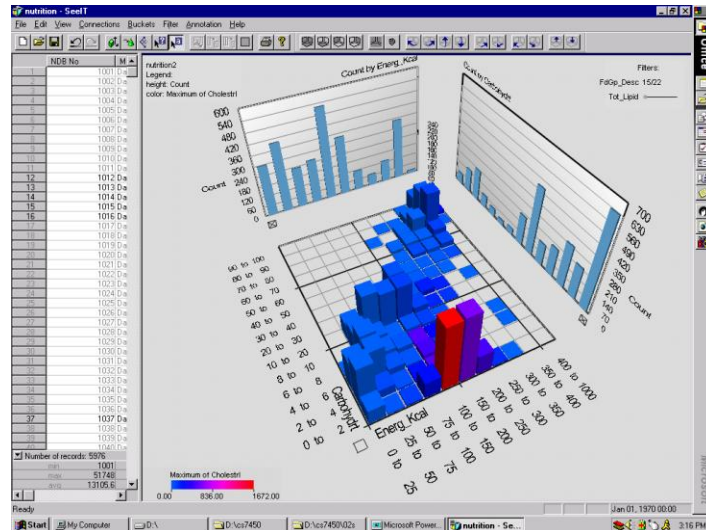
Fall 2011

CS 7450

4

Seelt

No longer exists



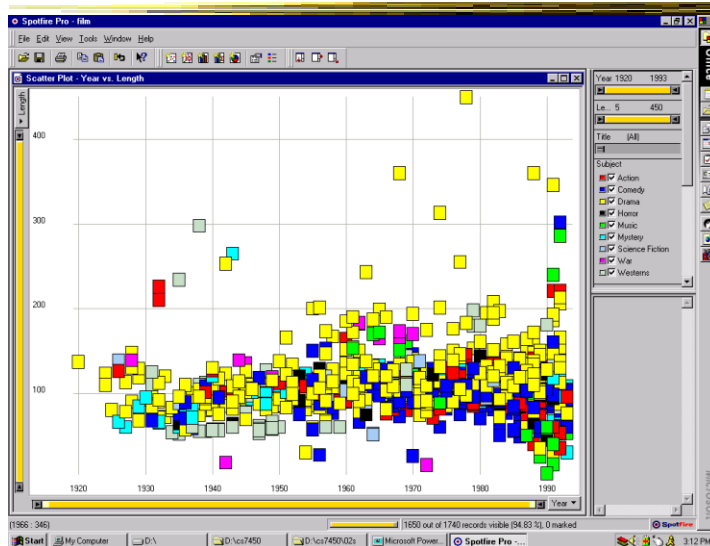
Fall 2011

CS 7450

5

Spotfire

www.spotfire.com



Fall 2011

CS 7450

6

www.infozoom.com



CS 7450

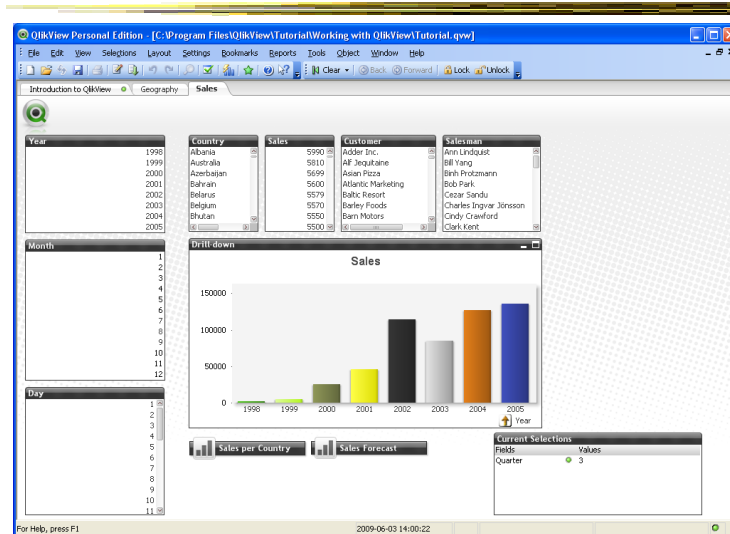
7

www.tableausoftware.com



CS 7450

8



Fall 2011

CS 7450

9

HW 5

- Critique the commercial systems
- Choose two (can do all 3 if you want) of
 - Spotfire, InfoZoom, Tableau
- Steps
 - Examine data sets, develop questions
 - Learn systems
 - Explore data in systems
 - Document your findings in a report

Fall 2011

CS 7450

10

HW 5 Tips



- Make sure to include questions/tasks in report
- Don't answer each question one at-a-time
- Document insights found
- Critique and compare visualizations
 - What do they help with?

Reminder



- Group project midway design document and report due in two weeks

Upcoming



- Text & Documents 1
 - Reading
 - Viegas & Wattenberg '08
- Text & Documents 2
 - Reading
 - Keim & Oelke '07