

Lecture 8: Buffer Management (Part 2)

Administrivia

- I modified the overall structure of the course to reduce the pace.
- We are delaying the submission deadline for Assignment 2 to Sep 28.
- Now, we only have four regular assignments in the schedule.
- The fifth assignment will be a bonus one for extra credits.

Administrivia

- We will be giving partial credits to all the submissions for Assignment 1 (minimum: 30 points).
- We will update the auto-grader to give partial credits even if it encounters a segfault on complex test cases.
- You should ask questions about the exercise sheet on Piazza.

$$5\% \cdot \left[\begin{array}{l} 10\% \\ 15\% \cdot x^3 \end{array} \right] = 45\%$$

$$40/50$$

10%
extra credits

1 3 (10%)
2 3 15%
3
4
5
* option

Recap

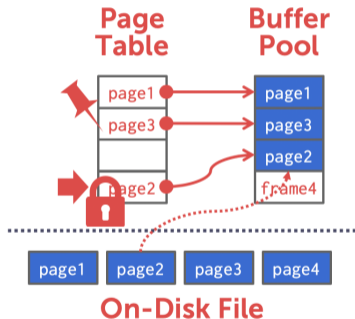
Buffer Pool Meta-Data

- The page table keeps track of pages that are currently in memory.
- Also maintains additional meta-data per page:

▶ Dirty Flag

▶ Pin/Reference Counter = 0

“ 3 threads



Buffer Replacement Policies

- When the DBMS needs to free up a frame to make room for a new page, it must decide which page to evict from the buffer pool.

- Policies:

- ▶ FIFO
- ▶ LFU
- ▶ LRU
- ▶ CLOCK
- ▶ LRU-k
- ▶ 2Q

Scan-resistance

Today's Agenda

- Buffer Manager Implementation
- Thread Safety
- 2Q Buffer Replacement Policy

Buffer Manager Implementation

Buffer Manager Interface

Basic interface:

1. FIX (uint64_t page_id, bool is_shared)
2. UNFIX (uint64_t page_id, bool is_dirty)

Pages can only be accessed (or modified) when they are **fixed** in the buffer pool.

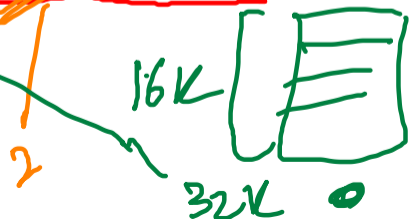
R / W

Segments

- Each table is organized a collection of segments.
- Each segments must be written into a separate file named after than segment's id

```

auto file_handle = File::open_file(std::to_string(segment_id).c_str(), File::WRITE);
file_handle->read_block(start, page_size_, pool_[frame id]->data.data());
  
```



Segments

14 bits

0, 1, 2

15

- Page id is split into segment id (16 bits) and segment page id (48 bits)
- Page id = segment id | segment page id
- We have provided helper functions to get this information

```
/// Returns the segment id for a given page id which is contained in the 16
/// most significant bits of the page id.
```

```
static constexpr uint16_t get_segment_id(uint64_t page_id) {
    return page_id >> 48;
}
```

```
/// Returns the page id within its segment for a given page id. This
/// corresponds to the 48 least significant bits of the page id.
```

```
static constexpr uint64_t get_segment_page_id(uint64_t page_id) {
    return page_id & ((1ull << 48) - 1);
}
```

Bit Manipulation

32-bit integers

```
int a = 33333, b = -77777; // 4 bytes
```

Expression	Representation	Value
a	00000000 00000000 10000010 00110101	33333
b	11111111 11111110 11010000 00101111	-77777
a & b	00000000 00000000 10000000 00100101	32805
a ⊕ b	11111111 11111110 01010010 00011010	-110054
a b	11111111 11111110 11010010 00111111	-77249
~(a b)	00000000 00000001 00101101 11000000	77248
a & ~b	00000000 00000001 00101101 11000000	77248

 $0 \& 1 = 0$
 $1 \& 1 = 1$

XOR

```

0 0 0
0 1 1
1 0 1
1 1 0

```

Bit Manipulation

MSB 010... 011 LSB

- ✓ If you want the k most significant bits of a value, then right shift the value by k
 - Example: 1001 1100 $\gg 4 = 0000 1001$ \Rightarrow
 - ✓ If you want the k least significant bits of a value, then apply a bit mask $((1ull \ll k) - 1)$
 - Example: $1 \ll 4 = 0001 0000$; $(1 \ll 4) - 1 = 0000 1111$
 - $(1001 1100) \& (0000 1111) = 0000 1100$
 - Reference
- 1ull << 4*

Bit Manipulation

Print an integer as a sequence of bits

```
include <limits.h>
include <stdio.h>
```

```
void bit_print(uint32_t a){
    int i;
    int n = sizeof(int) * CHAR_BIT; /* number of bits in a byte (8) */
    int mask = 1 << (n - 1); /* mask = 100...0 */

    for (i = 1; i <= n; ++i) {
        putchar(((a & mask) == 0) ? '0' : '1');
        a <<= 1; // shifting left
        if (i % CHAR_BIT == 0 && i < n)
            putchar(' ');
    }
}
```

Handwritten notes:

- 4 bytes = 32 bits
- 4 8
- (010...)

Bit Manipulation

Packing a set of bytes into an integer

```
include <limits.h>
```

```
/// Pack 4 characters into a 32-bit integer
```

```
uint32_t pack(char a, char b, char c, char d){
```

```
    uint32_t p = a;    /* p will be packed with a, b, c, d */
```

```
    p = (p << CHAR_BIT) | b;
```

```
    p = (p << CHAR_BIT) | c;
```

```
    p = (p << CHAR_BIT) | d;
```

```
    return p;
```

```
}
```

$p = \underline{a} \mid \underline{b} \mid \underline{c} \mid \underline{d}$

Bit Manipulation

Unpacking a set of bytes from an integer

```
include <limits.h>

/// Unpack a byte from a 32-bit integer
char unpack(int p, int k){ /* k = 0, 1, 2, or 3 */
    int      n = k * CHAR_BIT;          /* n = 0, 8, 16, or 24 */
    unsigned mask = ((1<<CHAR_BIT)-1); /* low-order byte */

    mask <<= n;
    return ((p & mask) >> n);
}
```


Thread Safety

Threads

std::thread



- A **thread** of execution is a sequence of instructions that can be executed concurrently with other such sequences in **multi-threading** environments, while sharing a same **virtual address space**
- An initialized thread object represents an **active** thread of execution
- Such a thread object has a unique **thread id**
- One thread may wait for another thread to complete its execution
- This is known as **joining**

Threads

```
#include <iostream>
#include <utility>
#include <thread>
#include <chrono>
```


timing control

```
void foo(std::string msg){
    std::cout << "thread says: " << msg;
    std::this_thread::sleep_for(std::chrono::seconds(1));
}
```

```
int main(){
    std::thread t1(foo, ``t1``);
    std::thread::id t1_id = t1.get_id();

    std::thread t2(foo, ``t2``);
    std::thread::id t2_id = t2.get_id();

    ...
}
```

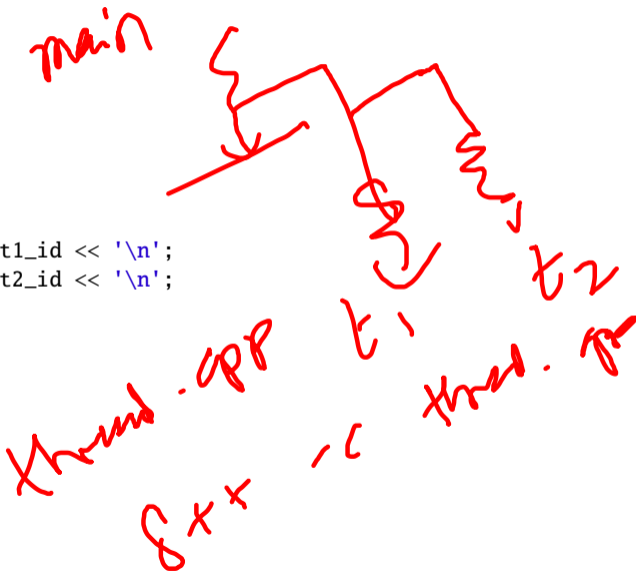


Threads

```
int main(){
    ...

    std::cout << "t1's id: " << t1_id << '\n';
    std::cout << "t2's id: " << t2_id << '\n';

    t1.join();
    t2.join();
}
```



Thread Safety

Shared
exclusive

- A piece of code is thread-safe if it functions correctly during simultaneous execution by multiple threads.
- In particular, it must satisfy the need for multiple threads to access the same shared data (shared access), and
- the need for a shared piece of data to be accessed by only one thread at any given time (exclusive access)



Thread Safety

- There are a few ways to achieve thread safety:
 - ▶ Atomic operations
 - ▶ Thread-local storage
 - ▶ Mutual exclusion

Atomic operations

ACID

STI

- Shared data are accessed by using atomic operations which cannot be interrupted by other threads.
- This usually requires using special assembly instructions, which might be available in a runtime library.
- Since the operations are atomic, the shared data are always kept in a valid state, no matter how many other threads access it.
- Atomic operations form the basis of many thread synchronization mechanisms.
- C++: std::atomic

Example: American Idol App

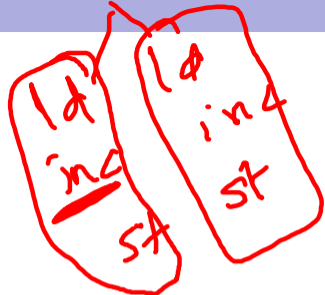
We want to keep track of votes for each participant

```
int vote_counter = 0;
```

```
void vote (int number_of_votes) {
    for (int i=0; i<number_of_votes; ++i) ++vote_counter;
}
```

```
int main (){
    std::vector<std::thread> threads;
    std::cout << "spawn 10 users...\n";
    for (int i=1; i<=10; ++i)
        threads.push_back(std::thread(vote, 20));

    std::cout << "joining all threads...\n";
    for (auto& th : threads) th.join();
    std::cout << "vote_counter: " << vote_counter << '\n';
    return 0;
}
```



10 users
20 votes / user

fd vote
inc vote
st vote

Example: American Idol App

We want to keep track of votes for each participant

```
include <atomic>
```

```
std::atomic<int> vote_counter(0); // Using atomic
```

```
int main (){
```

```
...
```

```
std::cout << "vote_counter: " << vote_counter << '\n';
```

```
return 0;
```

```
}
```

Atomic operations

- Modern CPUs have direct support for atomic integer operations
- LOCK prefix in x86 ISA
- Example: lock incq 0x29a0(%rip)
- RIP addressing is Relative to 64-bit **Instruction Pointer** register
- std::atomic is a portable interface to those instructions
- Example: In aarch64 ISA, LDADD would be used instead

Thread-Local Storage

- Variables are localized so that each thread has its own private copy
- These variables retain their values across function and other code boundaries, and are thread-safe since they are local to each thread
- C++: `thread_local`

Example: American Idol App

We want to keep track of votes for each participant

```
include <atomic>

thread_local vote_counter = 0;

int main (){
    ...

    std::cout << "vote_counter: " << vote_counter << '\n';
    return 0;
}
```

- What will happen in this case?

10 threads
20 votes

Mutual exclusion

- Access to shared data is serialized using mechanisms that ensure only one thread reads or writes the shared data at any time.
- Great care is required if a piece of code accesses multiple shared pieces of data – problems include race conditions, deadlocks, livelocks, starvation, and various other ills enumerated in an OS textbook.
- Mutual exclusion is accomplished using latches
- C++: `std::mutex`

Example: American Idol App

We want to keep track of votes for each participant

```
include <mutex>  
std::mutex vote_latch;  
int vote_counter = 0;  
  
void vote (int number_of_votes) {  
    vote_latch.lock();  
for (int i=0, i<number_of_votes; ++i) ++vote_counter;  
    vote_latch.unlock();  
}  
  
int main () {  
    ...  
    std::cout << "vote_counter: " << vote_counter << '\n';  
    return 0;  
}
```


200

817

Mutual exclusion

- `std::mutex` is a more general method than `std::atomic`
- Can be used to make a sequence of instructions atomic
- But, slower than `std::atomic` because `std::mutex` makes futex system call in Linux
- Way slower than the userspace assembly instructions emitted by `std::atomic`

Lock Guard

-  lock_guard is a mutex wrapper that provides a convenient RAII-style mechanism for owning a mutex for the duration of a scoped block
- When a lock_guard object is created, it attempts to take ownership of the mutex it is given.
- When control leaves the scope in which the lock_guard object was created, the lock_guard is destructed and the mutex is released.

Example: American Idol App

We want to keep track of votes for each participant

```

include <mutex>

std::mutex vote_latch;
int vote_counter = 0;

void vote (int number_of_votes) {
    std::lock_guard<std::mutex> grab_latch(vote_latch);
    for (int i=0; i<number_of_votes; ++i) ++vote_counter;
}

int main (){
    ...

    std::cout << "vote_counter: " << vote_counter << '\n';
    return 0;
}

```

vote_latch
 if (...)
 {
 ...
 }

Shared Mutex

- Shared mutexes are especially useful when shared data can be safely read by any number of threads simultaneously, but
- a thread may only write the same data when no other thread is reading or writing at the same time.
- The shared_mutex class is a synchronization primitive that can be used to protect shared data from being simultaneously accessed by multiple threads.
- In contrast to a regular mutex which facilitate exclusive access, a shared_mutex has two levels of access:
 - ▶ shared - several threads can share ownership of the same mutex
 - ▶ exclusive - only one thread can own the mutex

Shared Mutex


- If one thread has acquired the exclusive lock (through `lock`, `try_lock`), no other threads can acquire the lock (including the shared).
- If one thread has acquired the shared lock (through `lock_shared`, `try_lock_shared`), no other thread can acquire the exclusive lock, but can acquire the shared lock.
- Only when the exclusive lock has not been acquired by any thread, the shared lock can be acquired by multiple threads.
- Within one thread, only one lock (shared or exclusive) can be acquired at a given point in time.
 - ▶ **shared** - several threads can share ownership of the same mutex
 - ▶ **exclusive** - only one thread can own the mutex

Buffer Manager Implementation

- Must be thread-safe!
- Use std::mutex and std::shared_mutex
- Naïve solution: Synchronize all accesses with a single latch
- Must be more efficient
 - ▶ Hold latches as short as possible
 - ▶ Do not hold latches while doing I/O operations
 - ▶ Distinguish between shared and exclusive requests

Buffer Manager Implementation

Synchronize accesses to segment



```
void BufferManager::read_frame(uint64_t frame_id) {  
    std::lock_guard<std::mutex> file_guard(file_use_mutex_);  
    ...  
}
```

Buffer Manager Implementation

Write `lock_frame` and `unlock_frame` functions

```
void BufferManager::lock_frame(uint64_t frame_id, bool exclusive) {  
    assert(frame_id != INVALID_FRAME_ID);  
    assert(*use_counters_[frame_id] >= 0);  
    if (exclusive == false) {  
        lock_table_[frame_id]->lock_shared();  
        pool_[frame_id]->exclusive = false;  
        use_counters_[frame_id]->fetch_add(1);  
    }  
    else {  
        lock_table_[frame_id]->lock();  
        pool_[frame_id]->exclusive = true;  
        pool_[frame_id]->exclusive_thread_id = std::this_thread::get_id();  
        use_counters_[frame_id]->fetch_add(1);  
    }  
}
```

shared

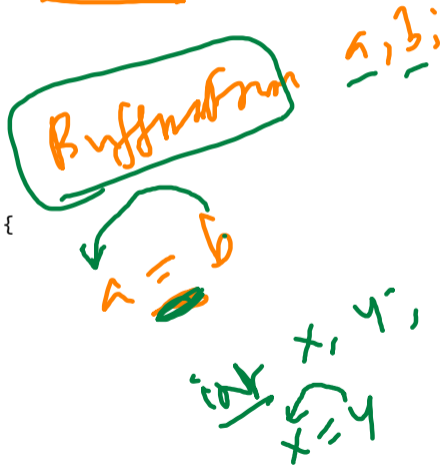
exclusive

Buffer Manager Implementation

Write copy constructor and copy assignment operator for BufferFrame.

```
BufferFrame::BufferFrame(const BufferFrame& other)
: page_id(other.page_id),
  frame_id(other.frame_id),
  data(other.data),
  dirty(other.dirty),
  exclusive(other.exclusive) {}
```

```
BufferFrame& BufferFrame::operator=(BufferFrame other) {
  std::swap(this->page_id, other.page_id);
  std::swap(this->frame_id, other.frame_id);
  std::swap(this->data, other.data);
  std::swap(this->dirty, other.dirty);
  std::swap(this->exclusive, other.exclusive);
  return *this;
}
```



Buffer Manager Implementation

- Reference counting (use_counters_) for eviction
- Fixing a page
 - ▶ Check if page already in buffer pool
 - ▶ If not found, find a free slot in the buffer pool
 - ▶ Lock the frame slot (exclusive mode)
 - ▶ Reset the frame slot's meta-data
 - ▶ Load data into the frame from disk
 - ▶ Unlock the frame slot (exclusive mode)
 - ▶ Lock the frame based on user's requested mode (exclusive or shared)

use_counters

Buffer Manager Implementation

Fixing a page

```
BufferFrame& BufferManager::fix_page(uint64_t page_id, bool exclusive) {  
    ...  
    lock_frame(free_frame_id, true);  
    // Reset meta-data  
    pool_[free_frame_id]->page_id = page_id;  
    pool_[free_frame_id]->dirty = false;  
    read_frame(free_frame_id);  
    // put in fifo queue  
    {  
        std::lock_guard<std::mutex> fifo_guard(fifo_mutex);  
        fifo_queue_.push_back(free_frame_id);  
    }  
    unlock_frame(free_frame_id);  
    lock_frame(free_frame_id, exclusive);  
    return *pool_[free_frame_id];  
}
```

Handwritten annotations:

- A green arrow points from the title "Fixing a page" to the ellipsis "..." in the code.
- A red box encloses the entire function body.
- A red arrow points from the handwritten text "true / fun" to the "exclusive" parameter in the second `lock_frame` call.
- An orange arrow points from the "fifo queue" comment to the `std::lock_guard` block.
- A red asterisk is next to the `return` statement.

2Q Buffer Replacement Policy

2Q Policy

Maintain two queues (FIFO and LRU)

- Some pages are accessed only once (*e.g.*, sequential scan)
- Some pages are hot and accessed frequently
- Maintain separate lists for those pages
- Scan resistant policy

1. Maintain all pages in FIFO queue
2. When a page that is currently in FIFO is referenced again, upgrade it to the LRU queue
3. Prefer evicting pages from FIFO queue

Hot pages are in LRU, read-once pages in FIFO.

2Q Policy

Request: Fix(1, false)

FIFO Queue

-	-	-
-	-	-

LRU Queue

-	-	-
-	-	-

Strat: vector < uim66 >

2Q Policy

Request: Fix(1, false) \rightarrow True

FIFO Queue

1	-	-
S	-	-

LRU Queue

-	-	-
-	-	-

2Q Policy

Request: Fix(2, true)

FIFO Queue

1	-	-
S	-	-

LRU Queue

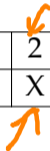
-	-	-
-	-	-

2Q Policy

Request: $\text{Fix}(2, \text{true}) \rightarrow \text{True}$

FIFO Queue

1	2	-
S	X	-



LRU Queue

-	-	-
-	-	-

2Q Policy

Request: Fix(3, false)

FIFO Queue

1	2	-
S	X	-

LRU Queue

-	-	-
-	-	-

2Q Policy

Request: $\text{Fix}(3, \text{false}) \rightarrow \text{True}$

FIFO Queue

1	2	3
S	X	S

LRU Queue

-	-	-
-	-	-

2Q Policy

Request: Fix(4, false)

FIFO Queue

1	2	3
S	X	S

LRU Queue

-	-	-
-	-	-

2Q Policy

Request: `Fix(4, false) → False // (throw buffer_full_error{ })`

FIFO Queue

1	2	3
S	X	S

LRU Queue

-	-	-
-	-	-

2Q Policy

Request: Unfix(1, false)

down

FIFO Queue

1	2	3
S	X	S

LRU Queue

-	-	-
-	-	-

2Q Policy

Request: Unfix(1, false) \rightarrow True

FIFO Queue

-	2	3
-	X	S

LRU Queue

-	-	-
-	-	-

2Q Policy

Request: Fix(4, false)

FIFO Queue

-	2	3
-	X	S

LRU Queue

-	-	-
-	-	-

2Q Policy

Request: Fix(4, false)

FIFO Queue

2	3	-
X	S	-

LRU Queue


-	-	-
-	-	-

2Q Policy

Request: $\text{Fix}(4, \text{false}) \rightarrow \text{True}$

FIFO Queue

2	3	4
X	S	S



LRU Queue

-	-	-
-	-	-

2Q Policy

Request: Fix(4, false)

FIFO Queue

2	3	4
X	S	S

LRU Queue

-	-	-
-	-	-

2Q Policy

Request: Fix(4, false) \rightarrow True

FIFO Queue

2	3	-
X	S	-

LRU Queue

4	-	-
S	-	-

2Q Policy

Request: Unfix(2, true)

dirty

FIFO Queue

2	3	-
X	S	-

LRU Queue


4	-	-
S	-	-

2Q Policy

Request: Unfix(2, true) \rightarrow True


FIFO Queue

3	-	-
S	-	-



LRU Queue

4	-	-
S	-	-



Fix Page

```
BufferFrame& BufferManager::fix_page(uint64_t page_id, bool exclusive) {  
    // first check if page is in lru queue: if found, return the frame  
    // if not, check for page in fifo queue: if found, return the frame  
    // if not, find a free slot  
    // - is the buffer full?  
    // - if it is not full, get the next available slot  
    // - if it is full, find a free slot in fifo queue  
    // - find a free slot in lru queue  
    // - throw buffer_full error  
    // found a free slot  
    // lock frame in exclusive mode  
    // set frame's meta-data  
    // read frame from disk using frame's meta-data  
    // add frame to fifo queue  
    // unlock frame in exclusive mode  
    // lock frame in user's requested mode  
    // return the frame  
}
```

upgrade

Page in FIFO Queue

```
std::pair<bool, uint64_t> BufferManager::page_in_fifo_queue(uint64_t page_id) {  
    {  
        std::lock_guard<std::mutex> fifo_guard(fifo_mutex_);  
        std::lock_guard<std::mutex> lru_guard(lru_mutex_);  
        bool found_page = false;  
        uint64_t page_frame_id = INVALID_FRAME_ID;  
        for (size_t i = 0; i < fifo_queue_.size(); i++) {  
            auto frame_id = fifo_queue_[i];  
            if (pool_[frame_id]->page_id == page_id) {  
                found_page = true;  
                page_frame_id = frame_id;  
                fifo_queue_.erase(fifo_queue_.begin() + i);  
                lru_queue_.push_back(frame_id);  
                break;  
            }  
        }  
        return std::make_pair(found_page, page_frame_id);  
    }  
}
```

Conclusion

- Thread-safety is an important required with modern multi-core processors
- We maximize concurrency in the buffer manager by:
 - ▶ Holding latches as short as possible
 - ▶ Not holding latches while doing I/O operations
 - ▶ Distinguishing between shared and exclusive requests
- In the next lecture, we will learn about compression.

References I