

Lecture 1: Course Introduction & History of Database Systems

Welcome!

- This course focuses on the design and implementation of database management systems (DBMSs).
- We will study the internals of modern database management systems.
- We will cover the core concepts and fundamentals of the components that are used in high-performance transaction processing systems (OLTP) and large-scale analytical systems (OLAP).

Today's Agenda

- Course Outline & Logistics
- History of Database Systems

Course Outline & Logistics

Why you should take this course?

- You want to learn how to make database systems **scalable**, for example, to support web or mobile applications with millions of users.
- You want to make applications that are highly **available** (*i.e.*, minimizing downtime) and operationally robust.
- You have a natural curiosity for the way things work and want to know what goes on inside major websites and online services.
- You are looking for ways of making systems easier to maintain in the long run, even as they grow and as requirements and technologies change.
- If you are good enough to write code for a database system, then you can write code on almost anything else.

Course Objectives

- Learn about modern practices in database internals and systems programming.
- Students will become proficient in:
 - ▶ Writing correct + performant code
 - ▶ Proper documentation + testing
 - ▶ Working on a systems programming project

Course Topics

- Logging & Recovery Methods
- Concurrency Control
- Query Optimization, Compilation
- New Hardware (NVM, FPGA, GPU)

Background

- I assume that you have already taken an intro course on database systems (*e.g.*, GT 4400).
- We will discuss modern variations of classical algorithms that are designed for today's hardware.
- Things that we will **not** cover: SQL, Relational Algebra, Basic Algorithms + Data Structures.

Background

- All programming assignments will be written in C++11.
- You will learn how to debug and profile multi-threaded programs.
- Assignment 1 will help get you caught up with C++.

Course Logistics

- Course Web Page
 - ▶ Schedule: <https://www.cc.gatech.edu/jarulraj/courses/8803-s21/>
- Discussion Tool: Piazza
 - ▶ <https://www.piazza.com/gatech/spring2021/cs8803dsi>
 - ▶ For all technical questions, please use Piazza. Don't email me directly.
 - ▶ All non-technical questions should be sent to me
- Grading Tool: Gradescope
 - ▶ You will get immediate feedback on your assignment.
 - ▶ You can iteratively improve your score over time.
- Virtual Office Hours
 - ▶ Will be posted on Piazza.

Course Logistics

- Course Policies
 - ▶ The programming assignments and exercise sheets must be your own work.
 - ▶ They are **not** group assignments.
 - ▶ You may **not** copy source code from other people or the web.
 - ▶ Plagiarism will **not** be tolerated.
- Academic Honesty
 - ▶ Refer to Georgia Tech Academic Honor Code.
 - ▶ If you are not sure, ask me.

Late Policy

- You are allowed **ten** total slip days (for programming assignments and exercise sheets).
- You lose 25% of an assignment's points for every 24 hrs it is late.
- Mark on your submission (1) how many days you are late and (2) how many late days you have left.

Teaching Assistants

- Gaurav Tarlok Kakkar
 - ▶ M.S. (Computer Science)
 - ▶ Worked at Adobe (2 years).
 - ▶ Research Topic: Video analytics using deep learning.
- If you are acing through the assignments, you might want to hack on the **video analytics system (codenamed EVA)** that we are building.
- Drop me a note if you are interested!

Course Rubric

- Project (20%)
- Programming Assignments (45%)
- Exercise Sheets (15%)
- Mid-term Exam (20%)

Project - Outline

- A key component of this course will be an original research project.
- Students will organize into groups and choose to implement a project that is:
 - ▶ Relevant to the topics discussed in class.
 - ▶ Requires a significant programming effort from all team members.

Project - Outline

- You don't have to pick a topic until midway through the course.
- We will provide sample project topics.
- This project can be a conversation starter in job interviews.

Project – Deliverables

- Proposal: 2-page report + presentation
- Status Update: 3-page report + presentation
- Final: 4-page report + presentation

Project – Proposal

- Five minute presentation to the class that discusses the high-level topic.
- Each proposal must discuss:
 - ▶ What is the problem being addressed by the project?
 - ▶ Why is this problem important?
 - ▶ How will the team solve this problem?

Project – Status Update

- Five minute presentation to update the class about the current status of your project.
- Each presentation should include:
 - ▶ Current development status.
 - ▶ Whether anything in your plan has changed.
 - ▶ Any thing that surprised you.

Project – Final Presentation

- Ten minute presentation on the final status of your project during the finals week.
- You'll want to include any performance measurements or benchmarking numbers for your implementation.
- Demos are always hot too.

Programming Assignments

- Five assignments based on the BuzzDB academic DBMS.
- Goal is to familiarize you with the internals of database management systems.
- We will use Gradescope for giving you immediate feedback on programming assignments and Piazza for providing clarifications.
- We will provide you with test cases and scripts for the programming assignments.
- If you have not yet received an invite from Gradescope, you can use the entry code that will be shared on Piazza.

Exercise Sheets

- Three pencil-and-paper tasks.
- You will need to upload the sheets to Gradescope.
- We will share the grading rubric for exercise sheets via Gradescope.

Exercise Sheet #1

- Hand in one page with the following information:
 - ▶ Digital picture (ideally 2x2 inches of face)
 - ▶ Name, interests, More details on Gradescope
- The purpose of this sheet is to help me:
 - ▶ know more about your background for tailoring the course, and
 - ▶ recognize you in class

History of Database Systems

History Repeats Itself

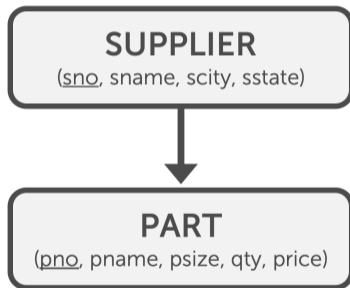
- **Reference**
- Design decisions in early database systems are still relevant today.
- The “SQL vs. NoSQL” debate is reminiscent of “Relational vs. CODASYL” debate.
- Old adage: he who does not understand history is condemned to repeat it.
- Goal: ensure that future researchers avoid replaying history.

1960s – IBM IMS

- Information Management System
- Early database system developed to keep track of purchase orders for Apollo moon mission.
 - ▶ Hierarchical data model.
 - ▶ Programmer-defined physical storage format.
 - ▶ Tuple-at-a-time queries.

Hierarchical Data Model

Schema



Hierarchical Data Model

	<u>sno</u>	sname	scity	sstate	parts
students	1001	Maria	New York	NY	part-1
	1002	Rahul	rahul@cs	MA	part-2

	<u>pno</u>	pname	psize	qty	price
part-1	999	Batteries	Large	10	100

	<u>pno</u>	pname	psize	qty	price
part-2	999	Batteries	Large	14	99

Hierarchical Data Model

- Advantages
 - ▶ No need to reinvent the wheel for every application
 - ▶ **Logical data independence**: New record types may be added as the logical requirements of an application may change over time.

Hierarchical Data Model

- Limitations
 - ▶ Information is repeated.
 - ▶ **Tree** structured data model is very restrictive: Existence depends on parent tuples.
 - ▶ No **Physical data independence**: Cannot freely change storage organization to tune a database application because there is no guarantee that the applications will continue to run
 - ▶ Optimization: A tuple-at-a-time user interface forces the programmer to do manual query optimization, and this is often hard.

1960s – IDS

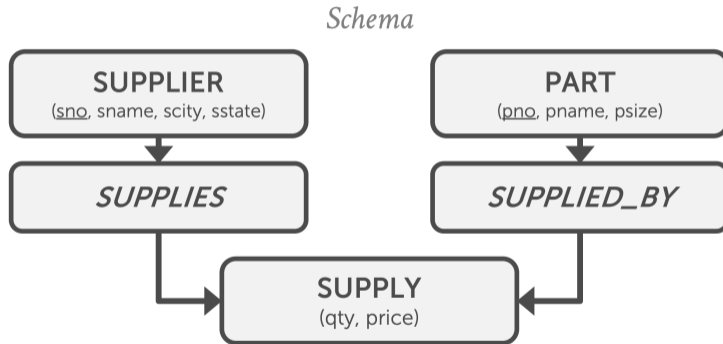
- Integrated Data Store
- Developed internally at GE in the early 1960s.
- GE sold their computing division to Honeywell in 1969.
- One of the first DBMSs:
 - ▶ Network data model.
 - ▶ Tuple-at-a-time queries.

1960s – CODASYL

- COBOL people got together and proposed a standard for how programs will access a database. Lead by Charles Bachman.
 - ▶ Network data model.
 - ▶ Tuple-at-a-time queries.



Network Data Model




Network Data Model

- Advantages
 - ▶ **Graph** structured data models are less restrictive
- Limitations
 - ▶ Poorer physical and logical data independence: Cannot freely change storage organizations or change application schema
 - ▶ **Slow loading and recovery**: Data is typically stored in one large network. This much larger object had to be bulk-loaded all at once, leading to very long load times.

1970s – Relational Data Model

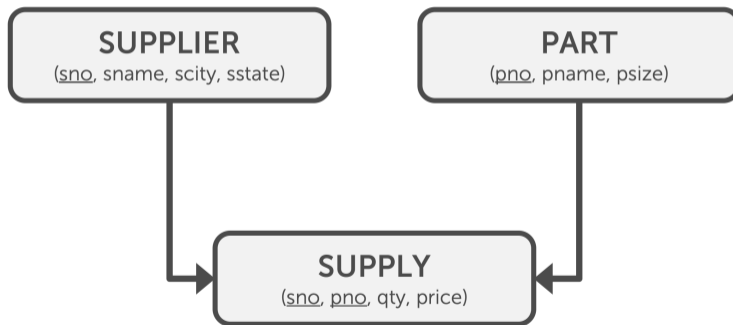
- Ted Codd was a mathematician working at IBM Research.
- He saw developers spending their time rewriting IMS and Codasyl programs every time the database's schema or layout changed.
- Database abstraction to avoid this maintenance:
 - ▶ Store database in simple data structures.
 - ▶ Access data through high-level declarative language.
 - ▶ Physical storage left up to implementation.



Ted Codd

1970s – Relational Data Model

Schema



Relational Data Model

- Advantages
 - ▶ Set-at-time languages are good, regardless of the data model, since they offer physical data independence
 - ▶ Logical data independence is easier with a simple data model than with a complex one.
 - ▶ Query optimizers can beat all but the best tuple-at-a-time DBMS application programmers.

1970s – Relational Data Model

- Early implementations of relational DBMS:
 - ▶ **System R** – IBM Research
 - ▶ **INGRES** – U.C. Berkeley
 - ▶ **Oracle** – Larry Ellison



1980s – Relational Data Model

- The relational model wins.
 - ▶ IBM comes out with DB2 in 1983.
 - ▶ “SEQUEL” becomes the standard (SQL).
- Many new “enterprise” DBMSs, but Oracle wins marketplace.
- Examples: Teradata, Informix, Tandem, *e.t.c.*

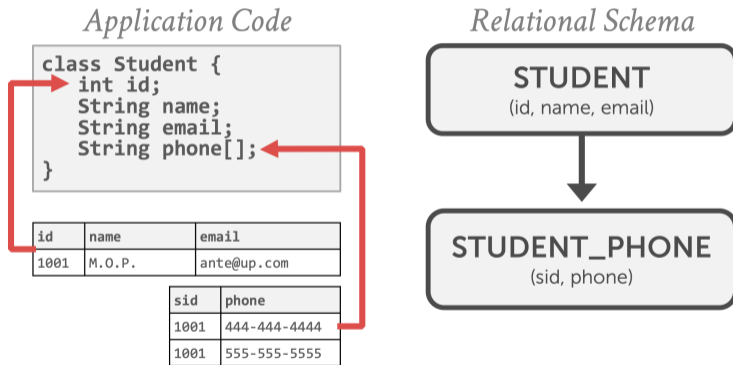


1980s – Object-Oriented Data Model

- Avoid relational-object impedance mismatch by tightly coupling objects and database.
- Analogy: Gluing an apple onto a pancake
- Objects are treated as a first class citizen.
- Objects may have many-to-many relationships and are accessed using pointers.
- Few of these original DBMSs from the 1980s still exist today but many of the technologies exist in other forms (*e.g.*, JSON, XML)
- Examples: Object Store, Mark Logic, *e.t.c.*

VERSANT ObjectStore. ■ MarkLogic™

1980s – Object-Oriented Data Model



1980s – Object-Oriented Data Model

Application Code

```
class Student {  
  int id;  
  String name;  
  String email;  
  String phone[];  
}
```



```
Student  
{  
  "id": 1001,  
  "name": "M.O.P.",  
  "email": "ante@up.com",  
  "phone": [  
    "444-444-4444",  
    "555-555-5555"  
  ]  
}
```

1990s – Boring Days

- No major advancements in database systems or application workloads.
 - ▶ Microsoft forks Sybase and creates SQL Server.
 - ▶ MySQL is written as a replacement for mSQL.
 - ▶ Postgres gets SQL support.
 - ▶ SQLite started in early 2000.



2000s – Internet Boom

- All the big players were heavyweight and expensive.
- Open-source databases were missing important features.
- Many companies wrote their own custom middleware to scale out database across single-node DBMS instances.

2000s – Data Warehouses

- Rise of the special purpose OLAP DBMSs.
 - ▶ Distributed / Shared-Nothing
 - ▶ Relational / SQL
 - ▶ Usually closed-source.
- Significant performance benefits from using Decomposition Storage Model (*i.e.*, columnar storage)



2000s – NoSQL Systems

- Focus on high-availability & high-scalability:
 - ▶ Schema-less (*i.e.*, “Schema Last”)
 - ▶ Non-relational data models (document, key/value, etc)
 - ▶ No ACID transactions
 - ▶ Custom APIs instead of SQL
 - ▶ Usually open-source



2010s – NewSQL

- Provide same performance for OLTP workloads as NoSQL DBMSs without giving up ACID:
 - ▶ Relational / SQL
 - ▶ Distributed
 - ▶ Usually closed-source



2010s – Hybrid Systems

- Hybrid Transactional-Analytical Processing.
- Execute fast OLTP like a NewSQL system while also executing complex OLAP queries like a data warehouse system.
 - ▶ Distributed / Shared-Nothing
 - ▶ Relational / SQL
 - ▶ Mixed open/closed-source.



2010s – Cloud Systems

- First database-as-a-service (DBaaS) offerings were containerized versions of existing DBMSs.
- There are new DBMSs that are designed from scratch explicitly for running in a cloud environment.



2010s – Specialized Systems

- Shared-disk DBMSs
- Embedded DBMSs
- Times Series DBMS
- Multi-Model DBMSs
- Blockchain DBMSs

2010s – Specialized Systems



Conclusion

Parting Thoughts

- There are many innovations that come from both industry and academia.
 - ▶ Lots of ideas start in academia but few build complete DBMSs to verify them.
 - ▶ IBM was the vanguard during 1970-1980s but now there is no single trendsetter.
 - ▶ The era of cloud systems has begun.
- The relational model has won for operational databases.

Next Class

- Recap of topics covered in the first course
- Submit exercise sheet #1 via Gradescope.