

Lecture 21: Design Decisions + Search Strategies

CREATING THE NEXT®

Today's Agenda

Design Decisions + Search Strategies

- 1.1 Recap
- 1.2 Design Decisions
- 1.3 Optimization Search Strategies
- 1.4 Optimizer Generators
- 1.5 Conclusion

Recap

Query Optimization

- For a given query, find a correct execution plan that has the lowest "cost".
- This is the part of a DBMS that is the hardest to implement well (proven to be NP-Complete).
- No optimizer truly produces the "optimal" plan
 - ▶ Use heuristics to limit the search space.
 - ▶ Use estimation techniques to guess real plan cost.

Cost Estimation

- Generate an estimate of the cost of executing a plan for the current state of the database.
 - ▶ Interactions with other work in DBMS
 - ▶ Size of intermediate results
 - ▶ Choices of algorithms, access methods
 - ▶ Resource utilization (CPU, I/O, network)
 - ▶ Data properties (skew, order, placement)
- We will discuss this more next week. . .

Design Decisions

Design Decisions

- Optimization Granularity
- Optimization Timing
- Prepared Statements
- Plan Stability
- Search Termination
- Search Strategy – Important

Optimization Granularity

- Choice 1: Single Query

- ▶ Much smaller search space.
- ▶ DBMS (usually) does not reuse results across queries.
- ▶ To account for resource contention, the cost model must consider what is currently running.

- Choice 2: Multiple Queries

- ▶ More efficient if there are many similar queries.
- ▶ Search space is much larger.
- ▶ Useful for data / intermediate result sharing.

Optimization Timing

- **Choice 1: Static Optimization**
 - ▶ Select the best plan prior to execution.
 - ▶ Plan quality is dependent on cost model accuracy.
 - ▶ Can amortize over executions with **prepared statements**.
- **Choice 2: Dynamic Optimization**
 - ▶ Select operator plans on-the-fly as queries execute.
 - ▶ Will have re-optimize for multiple executions.
 - ▶ Difficult to implement/debug (non-deterministic)
- **Choice 3: Adaptive Optimization**
 - ▶ Compile using a static algorithm.
 - ▶ If the estimate errors $>$ threshold, change or re-optimize.

Prepared Statements

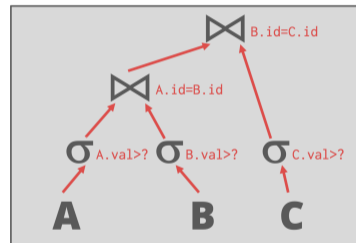
```
SELECT A.id, B.val  
FROM A, B, C  
WHERE A.id = B.id  
      AND B.id = C.id  
      AND A.val > 100  
      AND B.val > 99  
      AND C.val > 5000
```

Prepared Statements

```
PREPARE myQuery(int, int, int) AS
SELECT A.id, B.val
FROM A, B, C
WHERE A.id = B.id
      AND B.id = C.id
      AND A.val > ?
      AND B.val > ?
      AND C.val > ?
```

```
EXECUTE myQuery(100, 99, 5000);
```

What should be the join order for **A**, **B**, and **C**?



Prepared Statements

- **Choice 1: Reuse Last Plan**
 - ▶ Use the plan generated for the previous invocation.
- **Choice 2: Re-Optimize**
 - ▶ Rerun optimizer each time the query is invoked.
 - ▶ Tricky to reuse existing plan as starting point.
- **Choice 3: Multiple Plans**
 - ▶ Generate multiple plans for different values of the parameters (e.g., buckets).
- **Choice 4: Average Plan**
 - ▶ Choose the average value for a parameter and use that for all invocations.

Plan Stability

- **Choice 1: Hints**
 - ▶ Allow the DBA to provide hints to the optimizer.
- **Choice 2: Fixed Optimizer Versions**
 - ▶ Set the optimizer version number and migrate queries one-by-one to the new optimizer.
- **Choice 3: Backwards-Compatible Plans**
 - ▶ Save query plan from old version and provide it to the new DBMS.

Search Termination

- **Approach 1: Wall-clock Time**

- ▶ Stop after the optimizer runs for some length of time.

- **Approach 2: Cost Threshold**

- ▶ Stop when the optimizer finds a plan that has a lower cost than some threshold (*e.g.*, search depth in MySQL's optimizer).

- **Approach 3: Exhaustion**

- ▶ Stop when there are no more enumerations of the target plan. Usually done per group.

Optimization Search Strategies

Optimization Search Strategies

- Heuristics
- Heuristics + Cost-based Join Order Search
- Randomized Algorithms
- Stratified Search
- Unified Search

Heuristic-Based Optimization

- Define static rules that transform logical operators to a physical plan.
 - ▶ Perform most restrictive selection early
 - ▶ Perform all selections before joins
 - ▶ Predicate/Limit/Projection pushdowns
 - ▶ Join ordering based on cardinality
- Examples: INGRES and Oracle (until mid 1990s).
- Reference

Example Database

```
CREATE TABLE APPEARS (  
  ARTIST_ID INT  
    REFERENCES ARTIST(ID),  
  ALBUM_ID INT  
    REFERENCES ALBUM(ID),  
  PRIMARY KEY  
    (ARTIST_ID, ALBUM_ID)  
);  
CREATE TABLE ARTIST (  
  ID INT PRIMARY KEY,  
  NAME VARCHAR(32)  
);  
CREATE TABLE ALBUM (  
  ID INT PRIMARY KEY,  
  NAME VARCHAR(32) UNIQUE  
);
```

Ingres Optimizer

Retrieve the names of people that appear on Andy's mixtape

```
SELECT ARTIST.NAME
FROM ARTIST, APPEARS, ALBUM
WHERE ARTIST.ID=APPEARS.ARTIST_ID
AND APPEARS.ALBUM_ID=ALBUM.ID
AND ALBUM.NAME="Andy's OG Remix"
```



Step #1: Decompose into single-value queries

Q1

```
SELECT ALBUM.ID AS ALBUM_ID INTO TEMP1
FROM ALBUM
WHERE ALBUM.NAME="Andy's OG Remix"
```

Q2

```
SELECT ARTIST.NAME
FROM ARTIST, APPEARS, TEMP1
WHERE ARTIST.ID=APPEARS.ARTIST_ID
AND APPEARS.ALBUM_ID=TEMP1.ALBUM_ID
```

Ingres Optimizer

Retrieve the names of people that appear on Andy's mixtape

```
SELECT ARTIST.NAME  
FROM ARTIST, APPEARS, ALBUM  
WHERE ARTIST.ID=APPEARS.ARTIST_ID  
AND APPEARS.ALBUM_ID=ALBUM.ID  
AND ALBUM.NAME="Andy's OG Remix"
```



Step #1: Decompose into single-value queries

Q1

```
SELECT ALBUM.ID AS ALBUM_ID INTO TEMP1  
FROM ALBUM  
WHERE ALBUM.NAME="Andy's OG Remix"
```

Q3

```
SELECT APPEARS.ARTIST_ID INTO TEMP2  
FROM APPEARS, TEMP1  
WHERE APPEARS.ALBUM_ID=TEMP1.ALBUM_ID
```

Q4

```
SELECT ARTIST.NAME  
FROM ARTIST, TEMP2  
WHERE ARTIST.ARTIST_ID=TEMP2.ARTIST_ID
```

Ingres Optimizer

Retrieve the names of people that appear on Andy's mixtape

```
SELECT ARTIST.NAME
FROM ARTIST, APPEARS, ALBUM
WHERE ARTIST.ID=APPEARS.ARTIST_ID
AND APPEARS.ALBUM_ID=ALBUM.ID
AND ALBUM.NAME="Andy's OG Remix"
```



ALBUM_ID
9999

```
SELECT APPEARS.ARTIST_ID
FROM APPEARS
WHERE APPEARS.ALBUM_ID=9999
```

Step #1: Decompose into single-value queries

**Step #2: Substitute the values from
Q1→Q3→Q4**

Q4

```
SELECT ARTIST.NAME
FROM ARTIST, TEMP2
WHERE ARTIST.ARTIST_ID=TEMP2.ARTIST_ID
```

Ingres Optimizer

Retrieve the names of people that appear on Andy's mixtape

```
SELECT ARTIST.NAME
FROM ARTIST, APPEARS, ALBUM
WHERE ARTIST.ID=APPEARS.ARTIST_ID
AND APPEARS.ALBUM_ID=ALBUM.ID
AND ALBUM.NAME="Andy's OG Remix"
```



ALBUM_ID
9999

ARTIST_ID
123
456

Step #1: Decompose into single-value queries

*Step #2: Substitute the values from
Q1→Q3→Q4*

Q4

```
SELECT ARTIST.NAME
FROM ARTIST, TEMP2
WHERE ARTIST.ARTIST_ID=TEMP2.ARTIST_ID
```

Ingres Optimizer

Retrieve the names of people that appear on Andy's mixtape

```
SELECT ARTIST.NAME
FROM ARTIST, APPEARS, ALBUM
WHERE ARTIST.ID=APPEARS.ARTIST_ID
AND APPEARS.ALBUM_ID=ALBUM.ID
AND ALBUM.NAME="Andy's OG Remix"
```



ALBUM_ID
9999

ARTIST_ID
123
456

Step #1: Decompose into single-value queries

*Step #2: Substitute the values from
Q1 → Q3 → Q4*

```
SELECT ARTIST.NAME
FROM ARTIST
WHERE ARTIST.ARTIST_ID=123
```

```
SELECT ARTIST.NAME
FROM ARTIST
WHERE ARTIST.ARTIST_ID=456
```

Ingres Optimizer

Retrieve the names of people that appear on Andy's mixtape

```
SELECT ARTIST.NAME
FROM ARTIST, APPEARS, ALBUM
WHERE ARTIST.ID=APPEARS.ARTIST_ID
AND APPEARS.ALBUM_ID=ALBUM.ID
AND ALBUM.NAME="Andy's OG Remix"
```



Step #1: Decompose into single-value queries

*Step #2: Substitute the values from
Q1→Q3→Q4*

ALBUM_ID
9999

ARTIST_ID
123
456

NAME
Mozart

NAME
Beethoven

Heuristic-Based Optimization

- Advantages:

- ▶ Easy to implement and debug.
- ▶ Works reasonably well and is fast for simple queries.

- Disadvantages:

- ▶ Relies on magic constants that predict the efficacy of a planning decision.
- ▶ Nearly impossible to generate good plans when operators have complex inter-dependencies.

Heuristics + Cost-based Join Search

- Use static rules to perform initial optimization.
- Then use **dynamic programming** to determine the best join order for tables.
 - ▶ First cost-based query optimizer
 - ▶ **Bottom-up planning** (forward chaining) using a divide-and-conquer search method
- **Examples:** System R, early IBM DB2, most open-source DBMSs.
- Reference



Pat Selinger

System R Optimizer

- Break query up into blocks and generate the logical operators for each block.
- For each logical operator, generate a set of physical operators that implement it.
 - ▶ All combinations of join algorithms and access paths
- Then iteratively construct a “left-deep” join tree that minimizes the estimated amount of work to execute the plan.

System R Optimizer

```
\item SELECT ARTIST.NAME
\item FROM ARTIST, APPEARS, ALBUM
\item WHERE ARTIST.ID=APPEARS.ARTIST_ID
\item AND APPEARS.ALBUM_ID=ALBUM.ID
\item AND ALBUM.NAME= "Andy's OG Remix"
\item ORDER BY ARTIST.ID      --- Ordered based on the artist id.
```

- Step 1: Choose the best access paths to each table
- Step 2: Enumerate all possible join orderings for tables
- Step 3: Determine the join ordering with the lowest cost

System R Optimizer

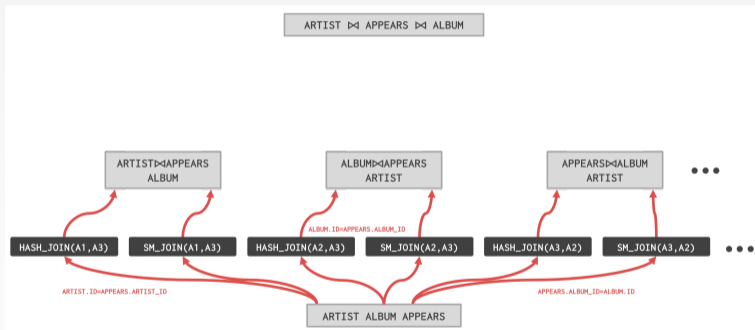
ARTIST: Sequential Scan

APPEARS: Sequential Scan

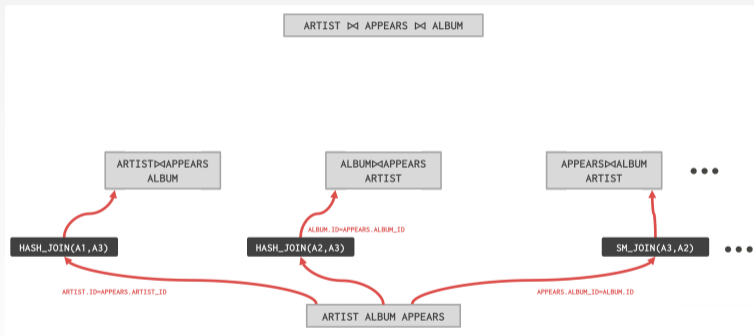
ALBUM: Index Look-up on NAME

- ARTIST \bowtie APPEARS \bowtie ALBUM
- APPEARS \bowtie ALBUM \bowtie ARTIST
- ALBUM \bowtie APPEARS \bowtie ARTIST
- APPEARS \bowtie ARTIST \bowtie ALBUM
- ARTIST \times ALBUM \bowtie APPEARS
- ALBUM \times ARTIST \bowtie APPEARS
- ...

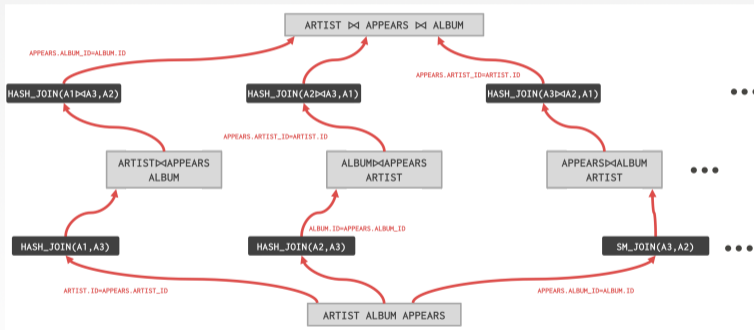
System R Optimizer



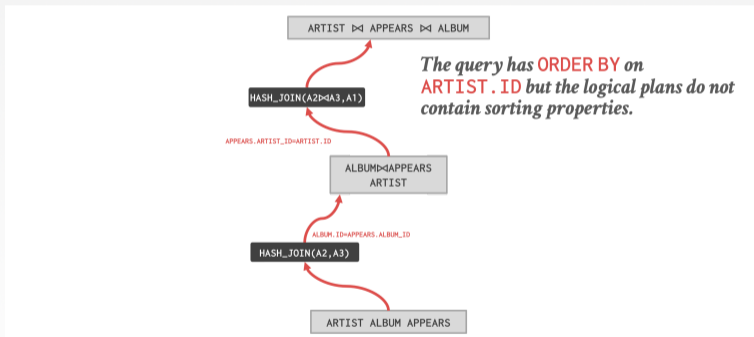
System R Optimizer



System R Optimizer



System R Optimizer



Top-down vs. Bottom-up

- Top-down Optimization

- ▶ Start with the outcome that you want, and then work down the tree to find the optimal plan that gets you to that goal.
- ▶ Examples: Volcano, Cascades

- Bottom-up Optimization

- ▶ Start with nothing and then build up the plan to get to the outcome that you want.
- ▶ Examples: System R, Starburst, Hyper

Postgres Optimizer

- Imposes a rigid workflow for query optimization:
 - ▶ First stage performs initial rewriting with heuristics
 - ▶ It then executes a cost-based search to find optimal join ordering.
 - ▶ Everything else is treated as an “add-on”.
 - ▶ Then recursively descends into sub-queries.
 - ▶ Assumptions about inputs are baked into the code (not elegant).
- Difficult to modify or extend because the ordering must be preserved.

Heuristics + Cost-based Join Search

- Advantages:

- ▶ Usually finds a reasonable plan without having to perform an exhaustive search.

- Disadvantages:

- ▶ All the same problems as the heuristic-only approach.
- ▶ Left-deep join trees are not always optimal.
- ▶ Must take in consideration the physical properties of data in the cost model (*e.g.*, sort order).

Randomized Algorithms

- Perform a random walk over a solution space of all possible (valid) plans for a query.
- Continue searching until a cost threshold is reached or the optimizer runs for a length of time.
- Examples: Postgres' genetic algorithm.

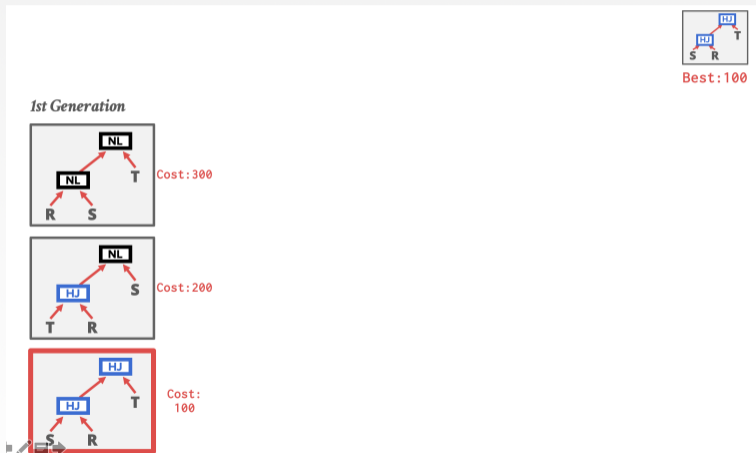
Simulated Annealing

- Start with a query plan that is generated using the heuristic-only approach.
- Compute random permutations of operators (e.g., swap the join order of two tables)
 - ▶ Always accept a change that reduces cost
 - ▶ Only accept a change that increases cost with some probability.
 - ▶ Reject any change that violates correctness (e.g., sort ordering)
- Reference

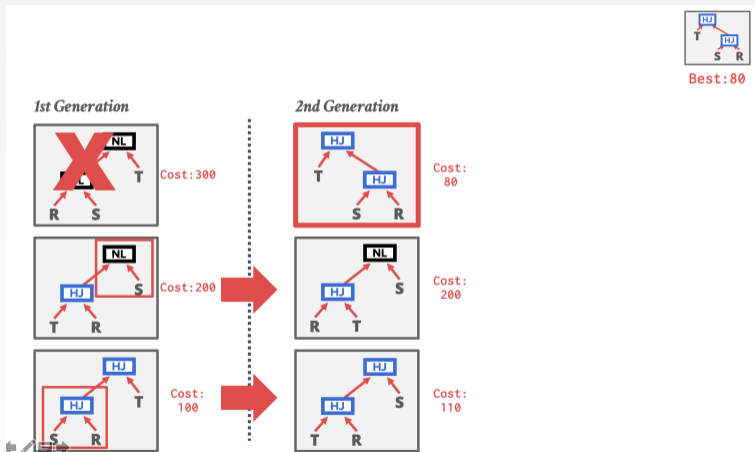
Postgres Genetic Optimizer

- More complicated queries use a genetic algorithm that selects join orderings (GEQO).
- At the beginning of each round, generate different variants of the query plan.
- Select the plans that have the lowest cost and permute them with other plans. Repeat.
 - ▶ The mutator function only generates valid plans.
- [Postgres Documentation](#)

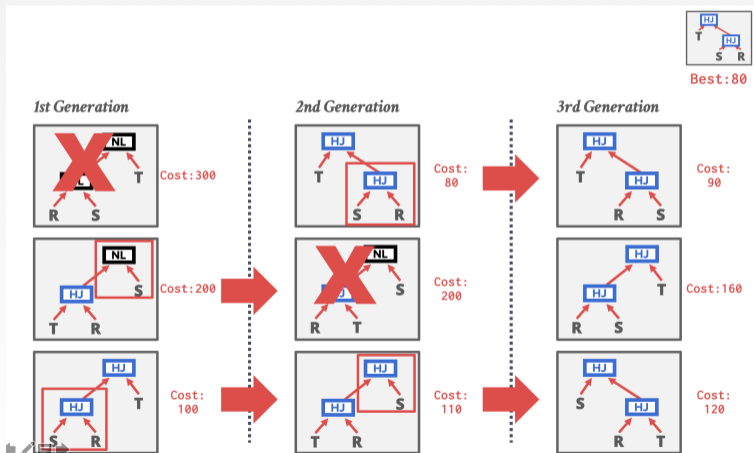
Postgres Optimizer



Postgres Optimizer



Postgres Optimizer



Randomized Algorithms

- Advantages:

- ▶ Jumping around the search space randomly allows the optimizer to get out of local minimums.
- ▶ Low memory overhead (if no history is kept).

- Disadvantages:

- ▶ Difficult to determine why the DBMS may have chosen a plan.
- ▶ Must do extra work to ensure that query plans are deterministic.
- ▶ Must still implement correctness rules.

Optimizer Generators

Observation

- Writing query transformation rules in a procedural language is hard and error-prone.
 - ▶ No easy way to verify that the rules are correct without running a lot of fuzz tests.
 - ▶ Generation of physical operators per logical operator is decoupled from deeper semantics about query.
- A better approach is to use a declarative DSL to write the transformation rules and then have the optimizer enforce them during planning.

Optimizer Generators

- Framework to allow a DBMS implementer to write the **declarative rules** for optimizing queries.
 - ▶ Separate the **search strategy** from the data model.
 - ▶ Separate the **transformation rules** and logical operators from **physical rules** and physical operators.
- Implementation can be independent of the optimizer's search strategy.
- **Examples:** Starburst, Exodus, Volcano, Cascades, OPT++

Optimizer Generators

- Use a rule engine that allows transformations to modify the query plan operators.
- The physical properties of data is embedded with the operators themselves.
- **Choice 1: Stratified Search**
 - ▶ Planning is done in multiple stages
- **Choice 2: Unified Search**
 - ▶ Perform query planning all at once.

Stratified Search

- First rewrite the logical query plan using transformation rules.
 - ▶ The engine checks whether the transformation is allowed before it can be applied.
 - ▶ Cost is never considered in this step.
- Then perform a cost-based search to map the logical plan to a physical plan.

Starburst Optimizer

- Better implementation of the System R optimizer that uses declarative rules.
- **Stage 1: Query Rewrite**
 - ▶ Compute a SQL-block-level, relational calculus-like representation of queries.
- **Stage 2: Plan Optimization**
 - ▶ Execute a System R-style dynamic programming phase once query rewrite has completed.
- **Example:** Latest version of IBM DB2
- **Reference**



Guy Lohman

Starburst Optimizer

- Advantages:

- ▶ Works well in practice with fast performance.

- Disadvantages:

- ▶ Difficult to assign priorities to transformations
- ▶ Some transformations are difficult to assess without computing multiple cost estimations.
- ▶ Rules maintenance is a huge pain.

Unified Search

- Unify the notion of both logical \rightarrow logical and logical \rightarrow physical transformations.
 - ▶ No need for separate stages because everything is transformations.
- This approach generates many transformations, so it makes heavy use of memoization to reduce redundant work.

Volcano Optimizer

- General purpose cost-based query optimizer, based on equivalence rules on algebras.
 - ▶ Easily add new operations and equivalence rules.
 - ▶ Treats physical properties of data as first-class entities during planning.
 - ▶ **Top-down approach** (backward chaining) using branch-and-bound search.
- Example: Academic prototypes
- Reference



Goetz Graefe

Volcano Optimizer

Start with a logical plan of what we want the query to be.

```
ARTIST ⋈ APPEARS ⋈ ALBUM  
ORDER-BY(ARTIST.ID)
```

Volcano Optimizer

Start with a logical plan of what we want the query to be.

Invoke rules to create new nodes and traverse tree.

→ **Logical**→**Logical**:

JOIN(A,B) to JOIN(B,A)

→ **Logical**→**Physical**:

JOIN(A,B) to HASH_JOIN(A,B)

```
ARTIST ⋈ APPEARS ⋈ ALBUM  
ORDER-BY (ARTIST.ID)
```

```
ARTIST ⋈ APPEARS
```

```
ALBUM ⋈ APPEARS
```

```
ARTIST ⋈ ALBUM
```

```
ARTIST
```

```
ALBUM
```

```
APPEARS
```

Volcano Optimizer

Start with a logical plan of what we want the query to be.

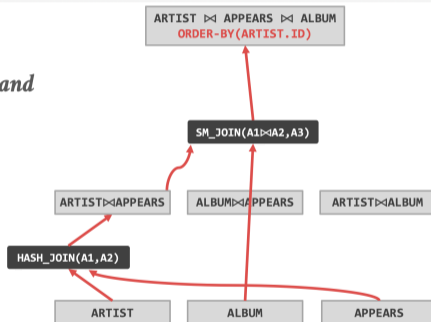
Invoke rules to create new nodes and traverse tree.

→ **Logical**→**Logical**:

JOIN(A,B) to JOIN(B,A)

→ **Logical**→**Physical**:

JOIN(A,B) to HASH_JOIN(A,B)



Volcano Optimizer

Start with a logical plan of what we want the query to be.

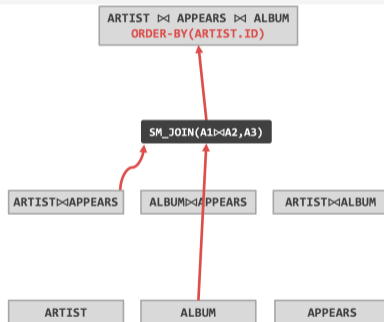
Invoke rules to create new nodes and traverse tree.

→ **Logical**→**Logical**:

JOIN(A,B) to JOIN(B,A)

→ **Logical**→**Physical**:

JOIN(A,B) to HASH_JOIN(A,B)



Volcano Optimizer

Start with a logical plan of what we want the query to be.

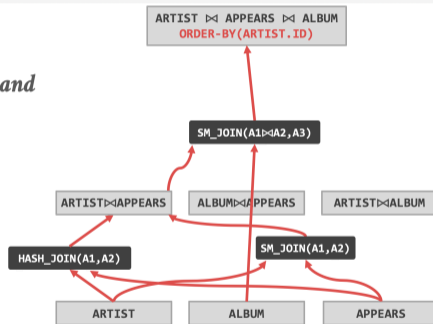
Invoke rules to create new nodes and traverse tree.

→ **Logical**→**Logical**:

JOIN(A,B) to JOIN(B,A)

→ **Logical**→**Physical**:

JOIN(A,B) to HASH_JOIN(A,B)



Volcano Optimizer

Start with a logical plan of what we want the query to be.

Invoke rules to create new nodes and traverse tree.

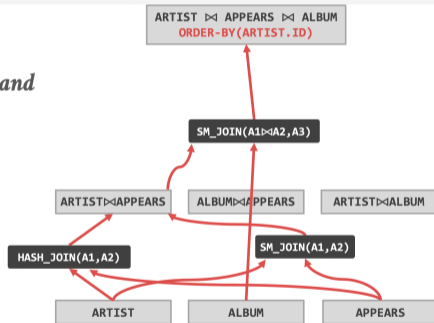
→ Logical→Logical:

JOIN(A,B) to JOIN(B,A)

→ Logical→Physical:

JOIN(A,B) to HASH_JOIN(A,B)

Can create “enforcer” rules that require input to have certain properties.



Volcano Optimizer

Start with a logical plan of what we want the query to be.

Invoke rules to create new nodes and traverse tree.

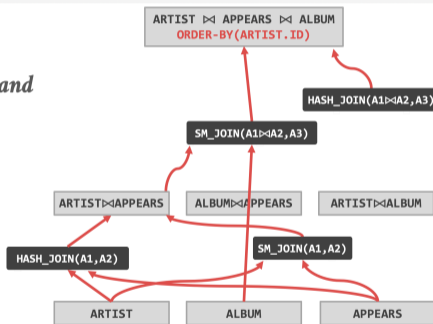
→ Logical→Logical:

JOIN(A,B) to JOIN(B,A)

→ Logical→Physical:

JOIN(A,B) to HASH_JOIN(A,B)

Can create “enforcer” rules that require input to have certain properties.



Volcano Optimizer

Start with a logical plan of what we want the query to be.

Invoke rules to create new nodes and traverse tree.

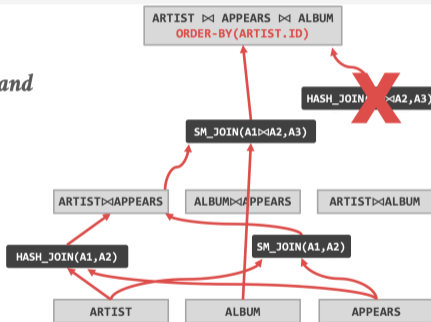
→ Logical→Logical:

JOIN(A,B) to JOIN(B,A)

→ Logical→Physical:

JOIN(A,B) to HASH_JOIN(A,B)

Can create “enforcer” rules that require input to have certain properties.



Volcano Optimizer

Start with a logical plan of what we want the query to be.

Invoke rules to create new nodes and traverse tree.

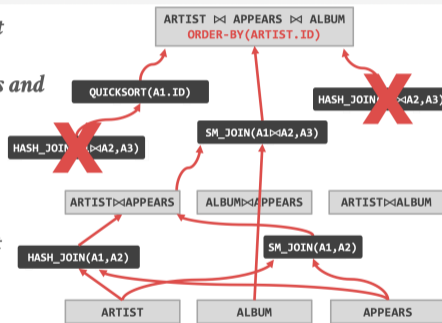
→ Logical→Logical:

JOIN(A,B) to JOIN(B,A)

→ Logical→Physical:

JOIN(A,B) to HASH_JOIN(A,B)

Can create “enforcer” rules that require input to have certain properties.



Volcano Optimizer

- **Advantages:**

- ▶ Use declarative rules to generate transformations.
- ▶ Better extensibility with an efficient search engine. Reduce redundant estimations using memoization.

- **Disadvantages:**

- ▶ All equivalence classes are completely expanded to generate all possible logical operators before the optimization search.
- ▶ Not easy to modify predicates.

Conclusion

Parting Thoughts

- Design decisions
 - ▶ Optimization Granularity
 - ▶ Optimization Timing
 - ▶ Prepared Statements
 - ▶ Plan Stability
 - ▶ Search Termination
 - ▶ Search Strategy – Important
- Query optimization is **non-trivial**
- This difficulty is why NoSQL systems didn't implement optimizers (at first).

Next Class

- Cascades